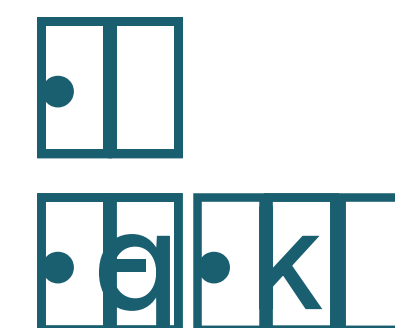
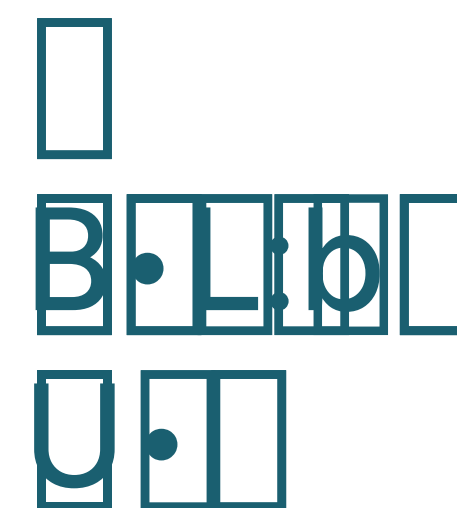


We heard from over **5,800 Angelenos** in the first phase of engagement!

Review what we heard and  
provide your feedback on  
the future of LA parks!



# COMMUNITY MEETING GUIDELINES



Your input and feedback are of the utmost importance to us, and to share your ideas effectively we are asking for your assistance. During this community meeting please:

- Turn your cell phone or other mobile devices off or set to silent mode.
- Respect the meeting format and give everyone a chance to speak with members of the project team.
- Listen respectfully. Do not interrupt others and leave space for other community members to address their concerns.
- Be patient with other community members.
- Treat ALL with respect both during and after the meeting.
- Be respectful of the space and clean up any debris you may have left behind.
- Address all project-related comments and questions to project team members – not to other attendees.
- Do not block the view of other participants.

We are committed to ensuring that all participants can clearly ask questions, share ideas, comments, and concerns about the LA Park Needs Assessment.

We reserve the right to end the meeting at any point if we are unable to conduct a meeting that adheres to these guidelines and standards

q.keld.1.  
q.tbvny

- R.A.G
- ALLG
- c6K.vh  
•Y6
- vnk6
- Yc6
- c/116
- VKrLSE.  
SO6
- KLS.6

2C LSE  
SO16  
□  
OMIM  
•6

□

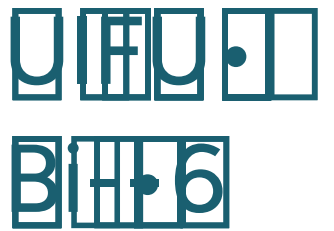


# ABOUT THE PARK NEEDS ASSESSMENT



The City of Los Angeles is undertaking a Park Needs Assessment to evaluate how well the City’s nearly 16,000 acres of public parkland and amenities are serving Angelenos.

We need **YOUR input** to help determine park and recreation priorities!



To learn more, visit **needs.parks.lacity.gov** or scan the QR code here!



Where are we in the process?





# TELL US ABOUT YOURSELF!

LLBM



Place a dot in each column.

## What generation do you belong to?



The Silent Generation	(1909 – 1945)	
Baby Boomers	(1946 – 1964)	
Gen X	(1965 – 1980)	
Millennials	(1981 – 1996)	
Gen Z	(1997 – 2012)	
Generation Alpha	(2013 – 2025)	

## How long have you lived in the City of Los Angeles?

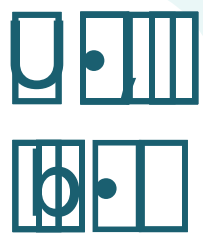


5 years or less	
6 – 10 years	
11 – 15 years	
16+ years	
Born & raised!	
I don't live in Los Angeles	


# CITY OF LOS ANGELES RECREATION AND PARKS (RAP) OVERVIEW



The City of Los Angeles has over **16,000 acres** of parkland, about **500 park sites**, and **92 miles of trails!**



RAP also operates and maintains many facilities across the City, including athletic fields, playgrounds, recreation centers, swimming pools, skate parks, and many more.



What types of parks are there in the City?





# RAP BY THE NUMBERS

9(7B(e



## PARKS & TRAILS

0

16,000+ Acres of Parkland

□

489 Parks

□

92 Miles of Trails

6□

## SOME OF RAP'S MANY FACILITIES

9(7B(e


411



Playgrounds

bx/

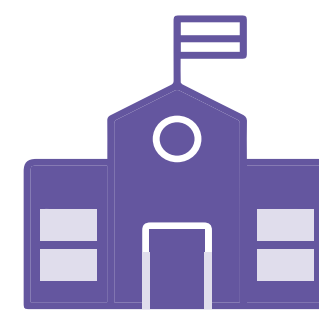
319



Tennis Courts

59

123



Recreation Centers

xb


130+



Outdoor Fitness Areas

0Ah


59



Swimming Pools

/Z


29



Senior Centers

pð

27



Skate Parks

Zç

13



Golf Courses

Æ


12



Museums

8i

13



Dog Parks

\


187



Summer Youth Camps

Ð

100+



Athletic Fields

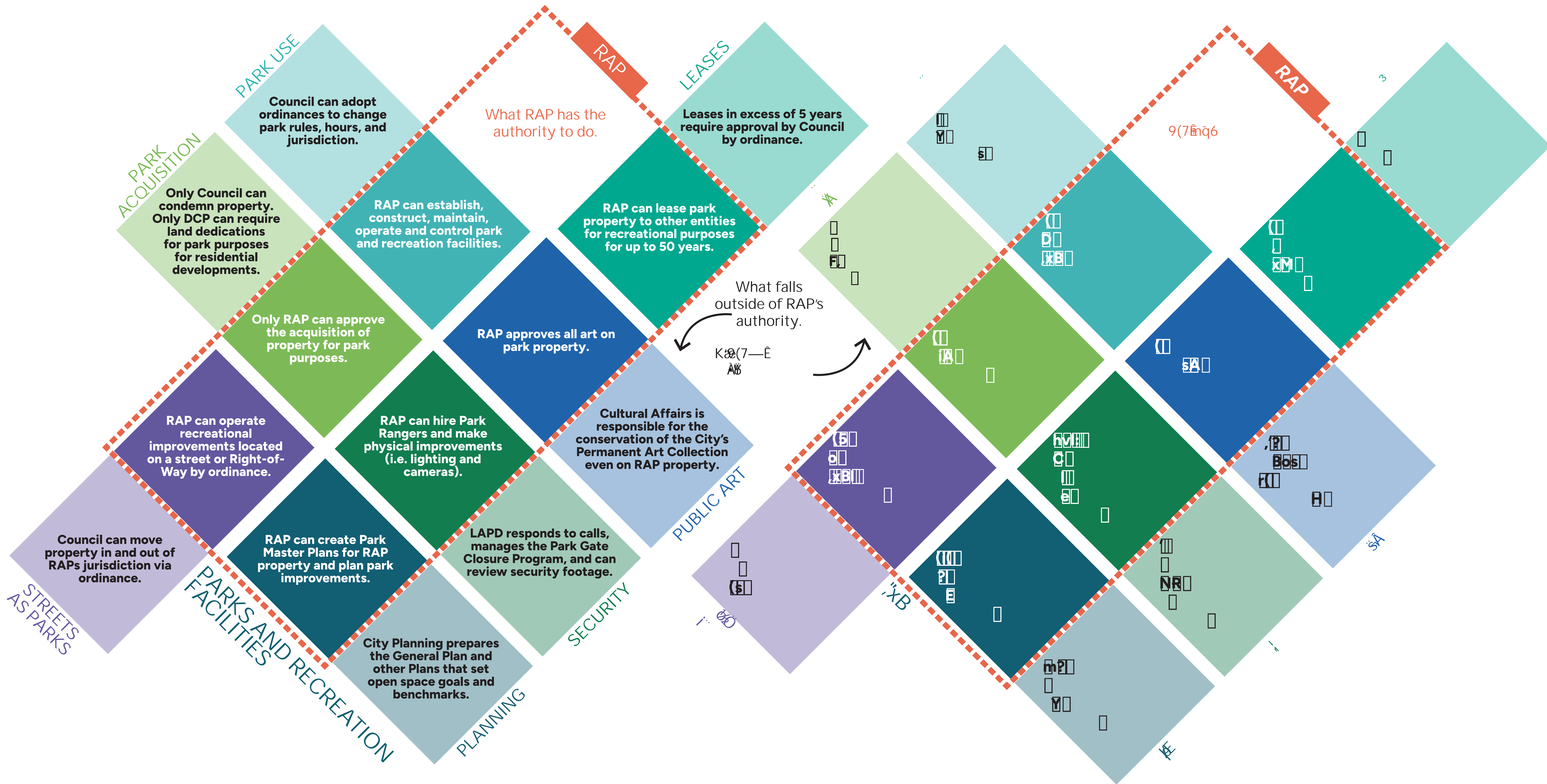
:/





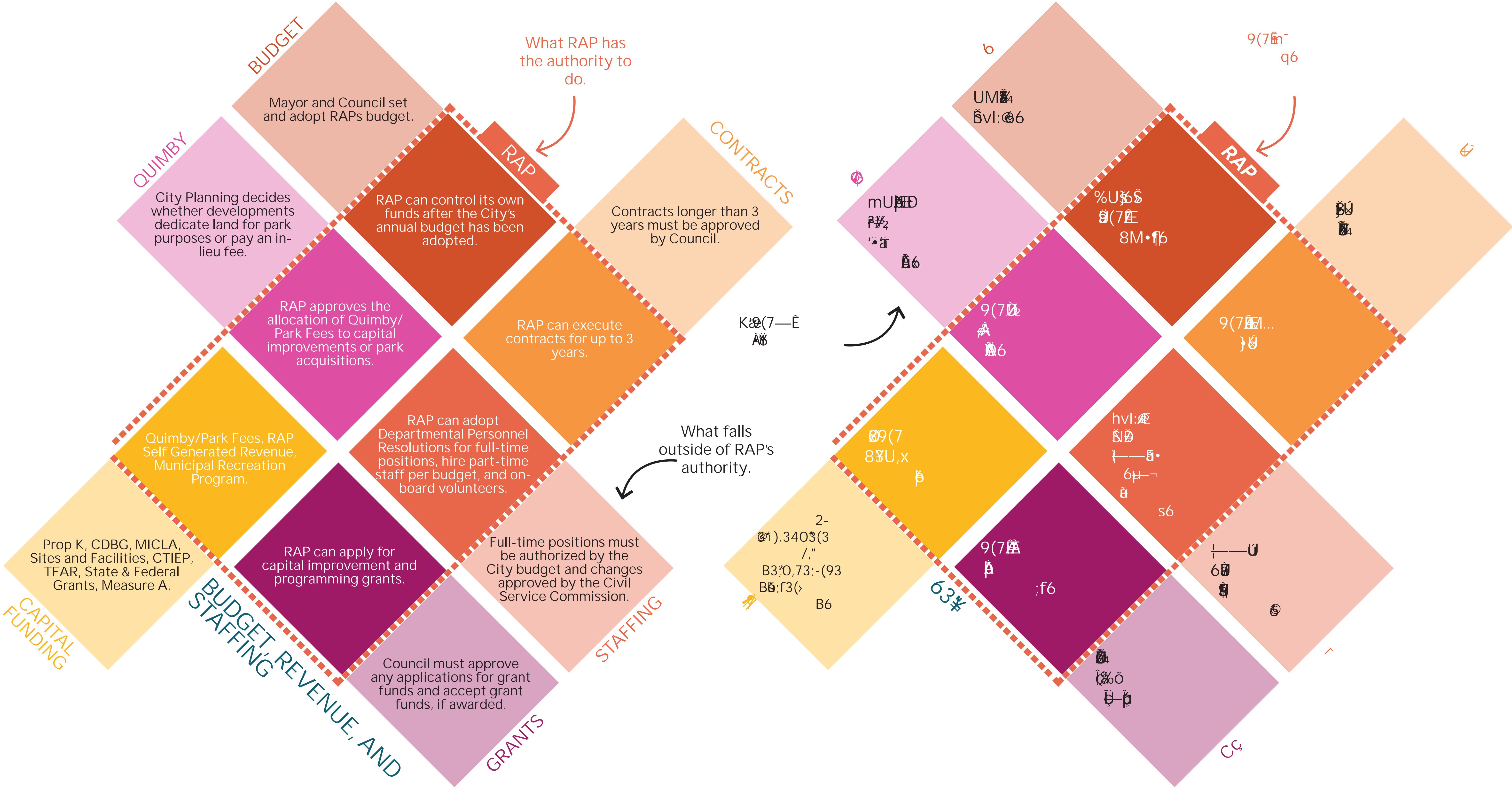
# RAP'S AUTHORITY FROM THE CITY CHARTER AND ADMINISTRATIVE CODE

mU19(72



# RAP'S AUTHORITY FROM THE CITY CHARTER AND ADMINISTRATIVE CODE

mU—107•2





# WHAT WE'VE HEARD SO FAR



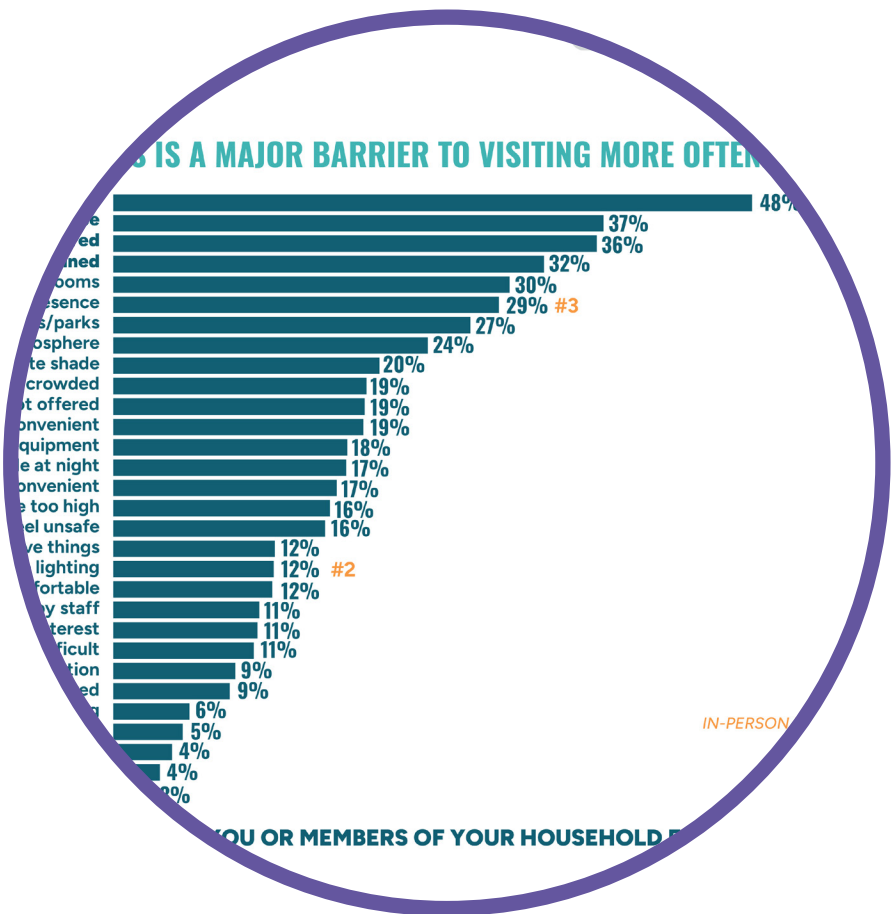
Angelenos were invited to share their first thoughts and opinions during the Spring of 2025 through in-person and online formats.

This second round of engagement is focused on **refining and further understanding the priorities identified by you** and other community members during the first round of engagement.

5,800+ points of engagement and counting!



4,146  
Online Survey Responses



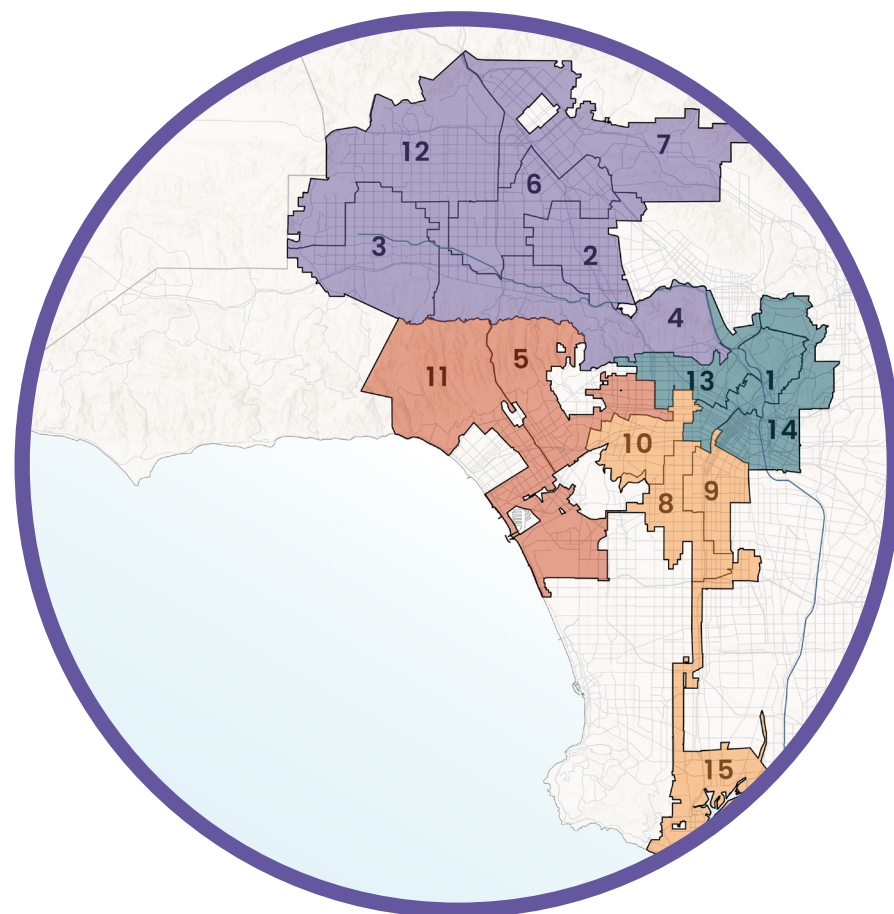
1,008  
Statistically Valid Survey Responses



267  
Phase 1 Community Meeting Attendees



290  
Pop-Up Attendees



10  
Neighborhood Councils



5  
Interest Group Meetings



12  
Virtual Meetings



2  
Youth Workshops



## 3(8M8)



## 3(8M8)



9/10/2018

Rec teams for kids are great and accessible!  
We live 2 blocks from Queen Anne's and its  
very accessible and affordable.

Good trails! Hiking and nice large chunks of areas to explore

There is a nice variety and some large tracks of land devoted to parks. New parks like the one near Chinatown are well-maintained. Hiking trails are more plentiful than I expected.

Diversity, equity and inclusion. My local park is a welcoming place

For a city this size, we have a lot of outdoor spaces that are accessible and well-used... In some places (e.g. Griffith Park), the concessions, available activities and signage are excellent...Recent development of activities on the LA River is a real plus as well.

Staff are almost always amazing and are there to help kids and have fun!

They are everywhere!  
Pan Pacific is a crown  
jewel - the grounds  
have become more  
beautiful with time and  
I love and appreciate  
the Summer Camp for  
kids.

## Affordable sports games & kids summer program

rĭ, xĭm 20  
 , 4 hān  
 2ā P6 K 9

343|U80  
•rBfE@

• BmU804  
• 09c2>  
• E37mi  
o%JHä3/B\_  
É6

Êrîmôjâr`  


• •

• 68P 7  
ON' 8  
Ž? 9  
6 4



Dŋ%Ǻ  
 |0'r—Æ•e  
 ¥•ǻ<sup>M</sup>  
 b•ǿ  
 Jǿŋ  
 ĀÎ4•Ē  
 D6



3/4





## 3(8M8)



9/4,"X@

To increase property values and community well-being, Los Angeles should focus on improving park maintenance, safety, and cleanliness—especially in underserved areas like Harbor City. Investing in updated equipment, better lighting, enhanced landscaping, and expanded programming for all age groups would make parks more attractive, increase usage, and boost neighborhood desirability.

A lot more trees and shade in existing parks. More parks in dense areas. More walking/hiking paths.

## Equity in funding

Downtown LA lacks greenspace. South of Grand Park despite being dotted with empty lots and underused or abandoned commercial properties. Much more could be done here to create small park space.

More public transit (not the gondola) to hiking and nature spaces...I also wish we could have parks that were meant to benefit people in the community rather than as a way to gentrify areas which ultimately displaces people instead of improving their access to parks.

To increase property values and community well-being, Los Angeles should focus on improving park maintenance, safety, and cleanliness—especially in underserved areas like Harbor City. Investing in updated equipment, better lighting, enhanced landscaping, and expanded programming for all age groups would make parks more attractive, increase usage, and boost neighborhood desirability.

Solve the quality disparity! Why can't every park have that Griffith Park 'feel' no matter the acreage

Putting more park lands in areas in downtown where people live. Few live near the largest park. We need to build places more thoughtfully.

Support parks equally. If the parks in poorer neighborhoods had the same care and put into them as the more affluent parks, it would be a huge difference. Our poor parks are used, I just hate that I have to worry about my children's physical safety.

igVh8z0f  
P%,Ym7Kc,h6P3y36A®  
Añ•3Eövh•  
26



67% in 1984



ЁbOwı6ÃŒMŒÖ4¶Œ,  
 Œwı6%bŒVŒŒŒ6

bvw·GLS

9%KrGÆ•80  
 00Avh8KrB  
 hmU\8Kr  
 AÆ



~~DK~~ ~~q~~ ~~K~~ ~~u~~  
 b2 ~~q~~ ~~u~~

zfgslvoo

%UbË, @;6Ä  
% ãžž  
6

bvw·GLs

R  
h  
  
r  
h  
r  
rA  




igv hã  
 ēēō  
 ē%ym  
 7Kc,h6p  
 3z36AE  
 ãñ•¾  
 ñe  
 -öv h•06



# IN ANGELENOS' OWN WORDS...

3(8M8



What is your favorite Los Angeles park and recreation memory?

N/A  
VALLEY  
CENTRAL/EAST  
WEST  
SOUTH

Playing soccer at MacArthur Prak as a kid growing up.  
— In-person survey participant

My favorite memory is at South Park where they had line dance classes and other dance classes weekly. On the stage they had modeling competitions, dance competitions, singing competitions, game shows etc. They had weekly basketball games.  
— Online survey participant from South LA

O  
y  
bW  
A  
z@

X%4HJ(Y[OY7YHRç  
MÄ  
ZC

St%Zd  
MM6MGA  
BM8zB/Wq  
6'SB  
ZC

Swimming at the Highland Park Pool during the summer, meeting friends there, getting lunch/dinner from a taco truck near by.  
— Online survey participant from Central/East LA

Leading birdwalk with an arts group in the Sepulveda Basin Wildlife Area when a red-tailed hawk perched right in the middle of the group, similar experience with a youth group.  
— Online survey participant from Valley LA

%j/I/%  
b6ZA  
YbGHpKK6  
BW

%-A sl:8hLB\_  
sBhwBA  
BW%Y6  
ZC

Taking my children to folclore classes to dance and build a community.  
— Online survey participant from West LA

My favorite memories include the amazing staff at our local rec center--they have provided such incredible childcare for my family  
— Online survey participant from Central/East LA

grbY8q  
Mh6  
ZC

UEQxb•E-  
WAB•0½  
7  
BW

Fireworks as a child at Lanark Park then Concerts in the Park and fireworks at Warner Center, walking around Orcutt Park, summers running all over Chatsworth and Tapia- too many to name!  
— Online survey participant from Valley LA

My kids taking tennis classes at Knapp Ranch and me sitting with friends and meeting new families as the kids played. Making friends in the community is so important.  
— Online survey participant from Valley LA

X%-pspl  
4xBoa  
%CM  
K  
ZC

OrpZ/H5°  
BBBor  
B•69v  
hbincA  
ZC



# IN ANGELENOS' OWN WORDS...

3(8M8



## How would you make your favorite park more welcoming?

99E

N/A | N/A

Provide programing for at risk youth  
– In-person survey participant

Park equity includes access to green natural spaces [in] urban areas and the Orange Valley is going to get hotter with climate  
– In-person survey participant

Wider span of different activities, all generations  
– In-person survey participant

Welcome Signs, more trees/tiny forests, more intergenerational programs, benches  
– In-person survey participant

Start the DASH shuttle in Griffith Park earlier! Better public transport!  
– In-person survey participant

Better ADA bathrooms, windows at rec centers  
– In-person survey participant

Provide programing for at risk youth  
– In-person survey participant

Wider span of different activities, all generations  
– In-person survey participant

Welcome Signs, more trees/tiny forests, more intergenerational programs, benches  
– In-person survey participant

Start the DASH shuttle in Griffith Park earlier! Better public transport!  
– In-person survey participant

Better ADA bathrooms, windows at rec centers  
– In-person survey participant



# IN ANGELENOS' OWN WORDS...

3(8M8



Share a story you want to see celebrated in Los Angeles Parks!

qZ%bAž

N/A

Every park should have an acknowledgement of the indigenous people whose land the park originally belonged to.

– In-person survey participant

•••ž

765

There should be historical references, plaques, posters, murals, + installations to teach people about the location - ex.Jim Gilliampe

– In-person survey participant

•••  
•••  
TPTRSSPHTWL6

EGks

Honoring past & present advocates for green space and the environment

– In-person survey participant

•••žš<

765

Native plants relationships.

– In-person survey participant

•••6

765

What kinds of art, music, festivals or other cultural expressions would you like to see in parks?

qZ%bAž•sAx3wQAD

N/A

Cultural murals, interactive art that celebrates LA's indigenous and multicultural journey. Art imitating nature in a way that makes things like fire, floods, and earthquakes fun & less scary.

– In-person survey participant

I would like to see murals. Walls should be interesting. Reflect the values of the community

– In-person survey participant

Find a way for all the physically interact with art; music structures -- promote physical & spiritual & emotional well-being

– In-person survey participant

More music festivals. Celebrating all peoples. Interactive park with tools that can play music, like steps that you can hear when you walk on them. More interactivity.

– In-person survey participant

•••F•"  
:sAos  
K/6

765

•••mvh•0A

765

B  
LsAxAY  
••3A9E  
|H•o

765

•••w6K6.žE  
x•E8H86  
86

765

# WHAT WE'VE HEARD SO FAR



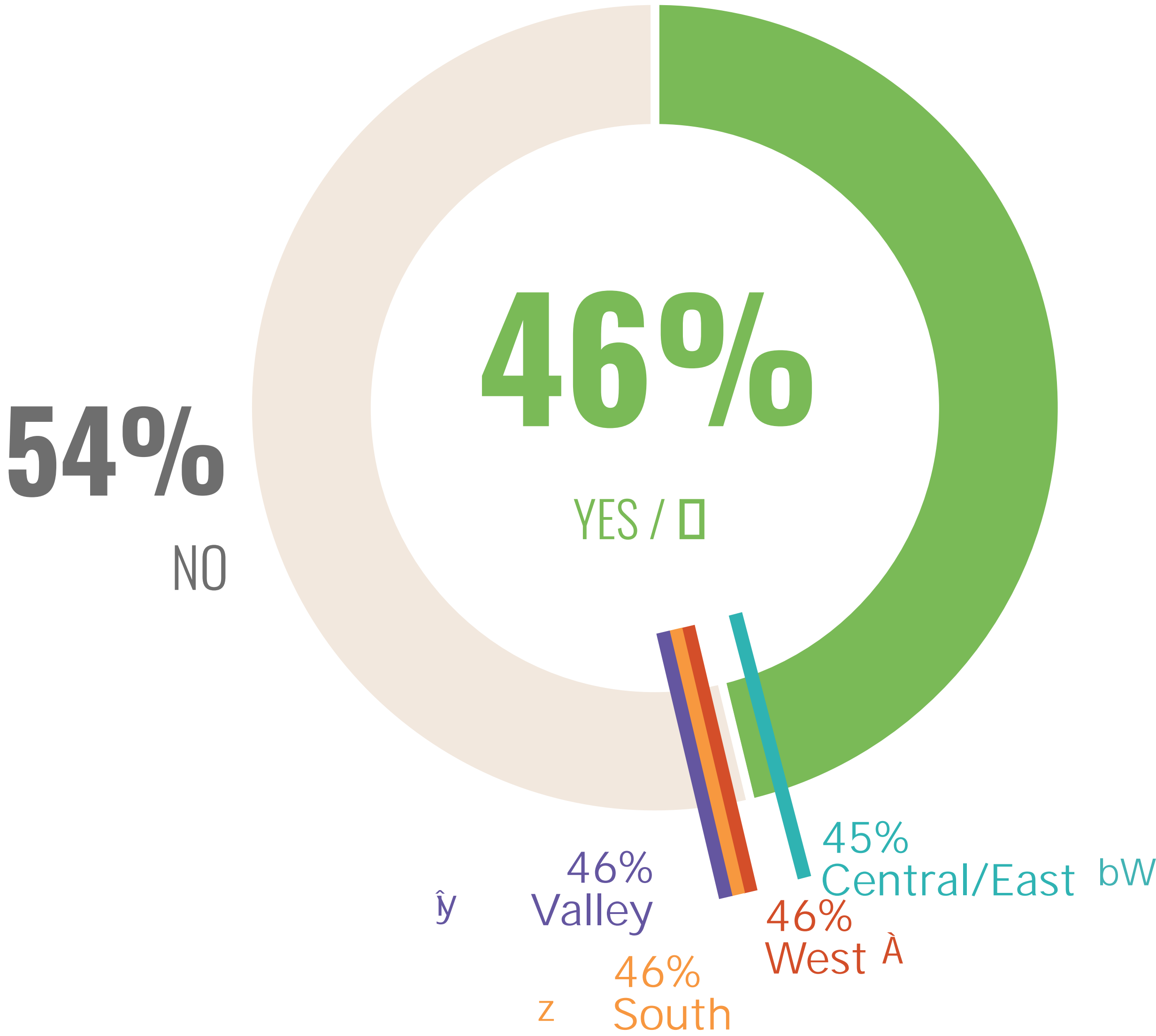
**Less than half** of respondents feel that there are enough parks and/or recreation centers within walking distance of their home.

Key Takeaway

## STATISTICALLY VALID SURVEY



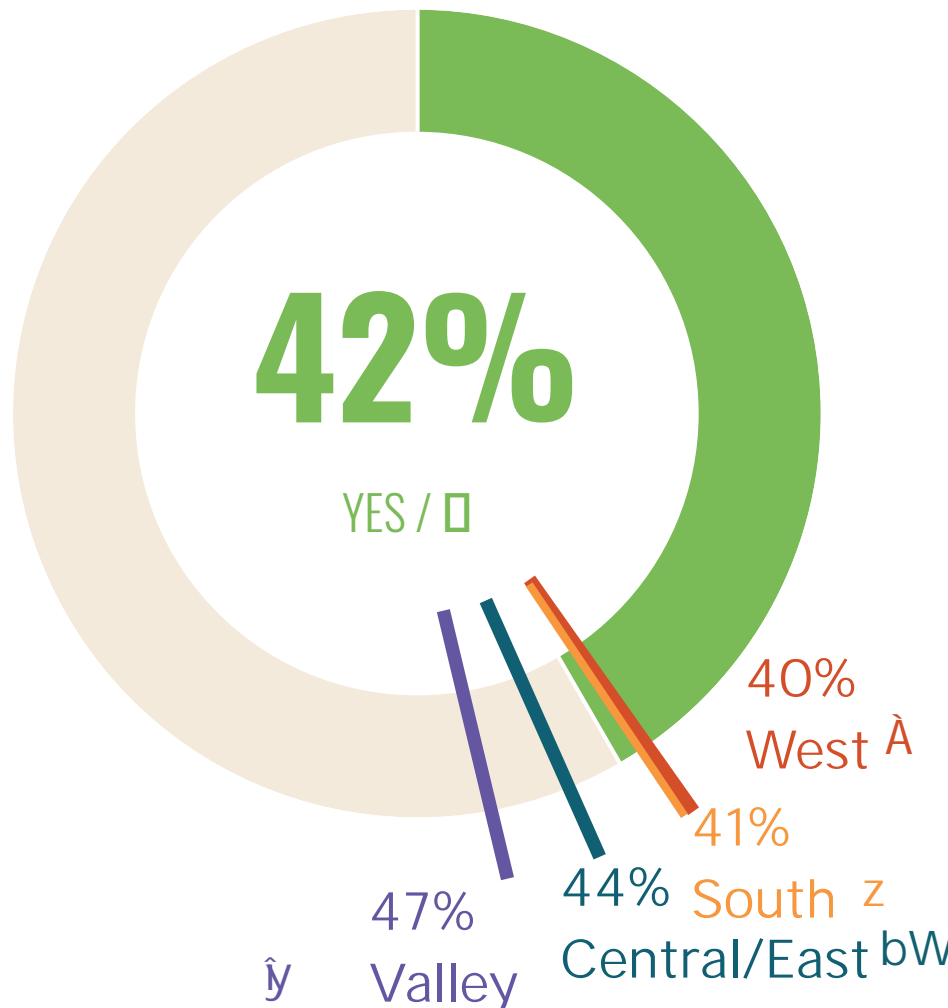
990 Total Respondents



## ONLINE SURVEY



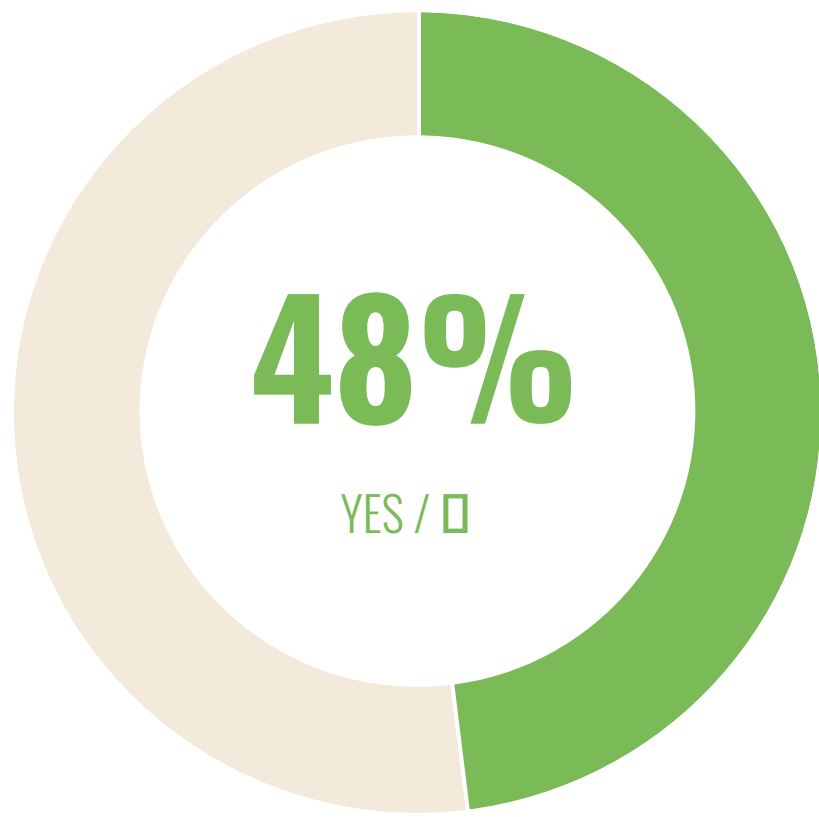
4,097 Total Respondents



## IN-PERSON ENGAGEMENT



52 Total Respondents



**Do you feel there are enough parks and/or recreation centers within walking distance of your home?**





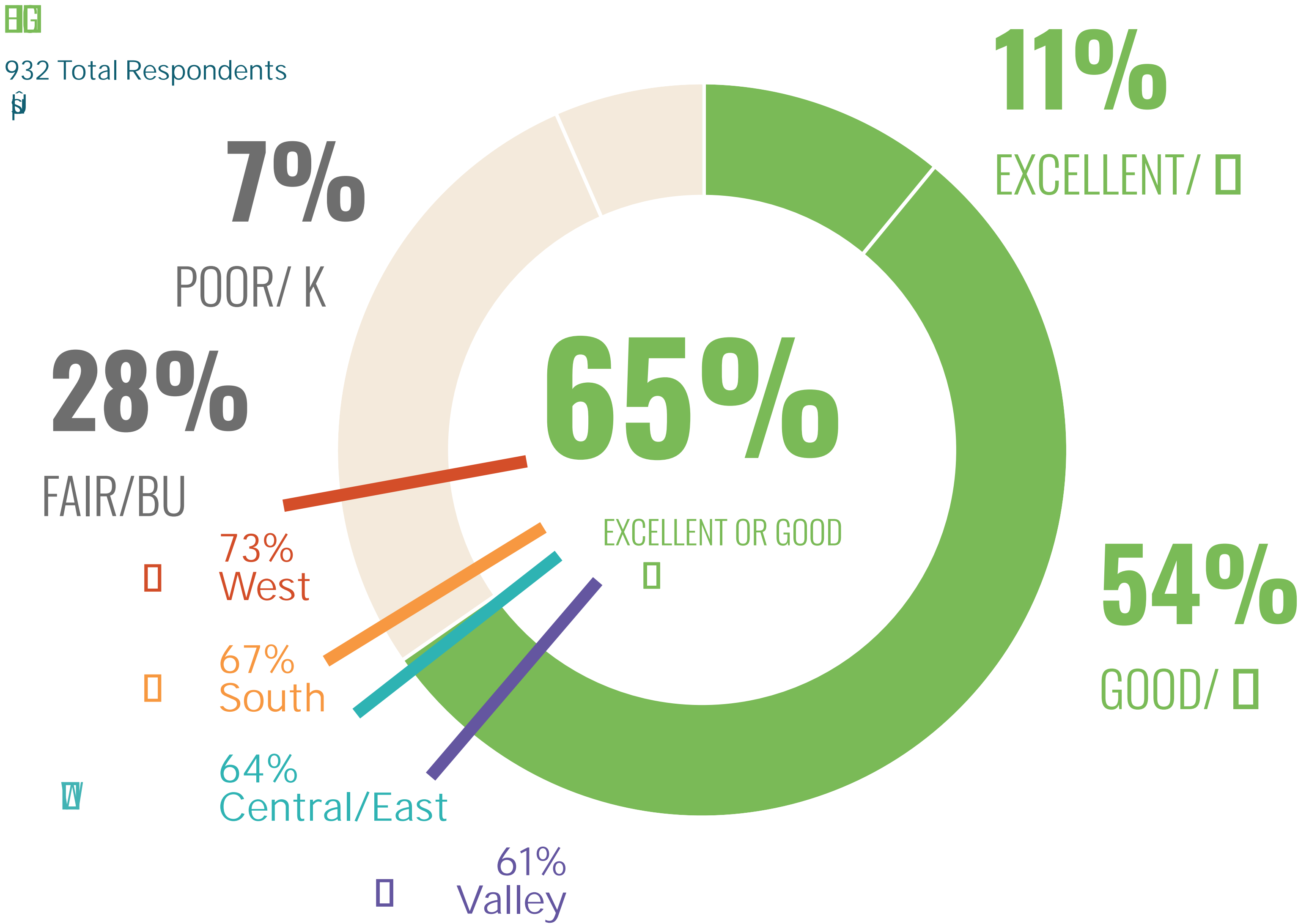
# WHAT WE'VE HEARD SO FAR



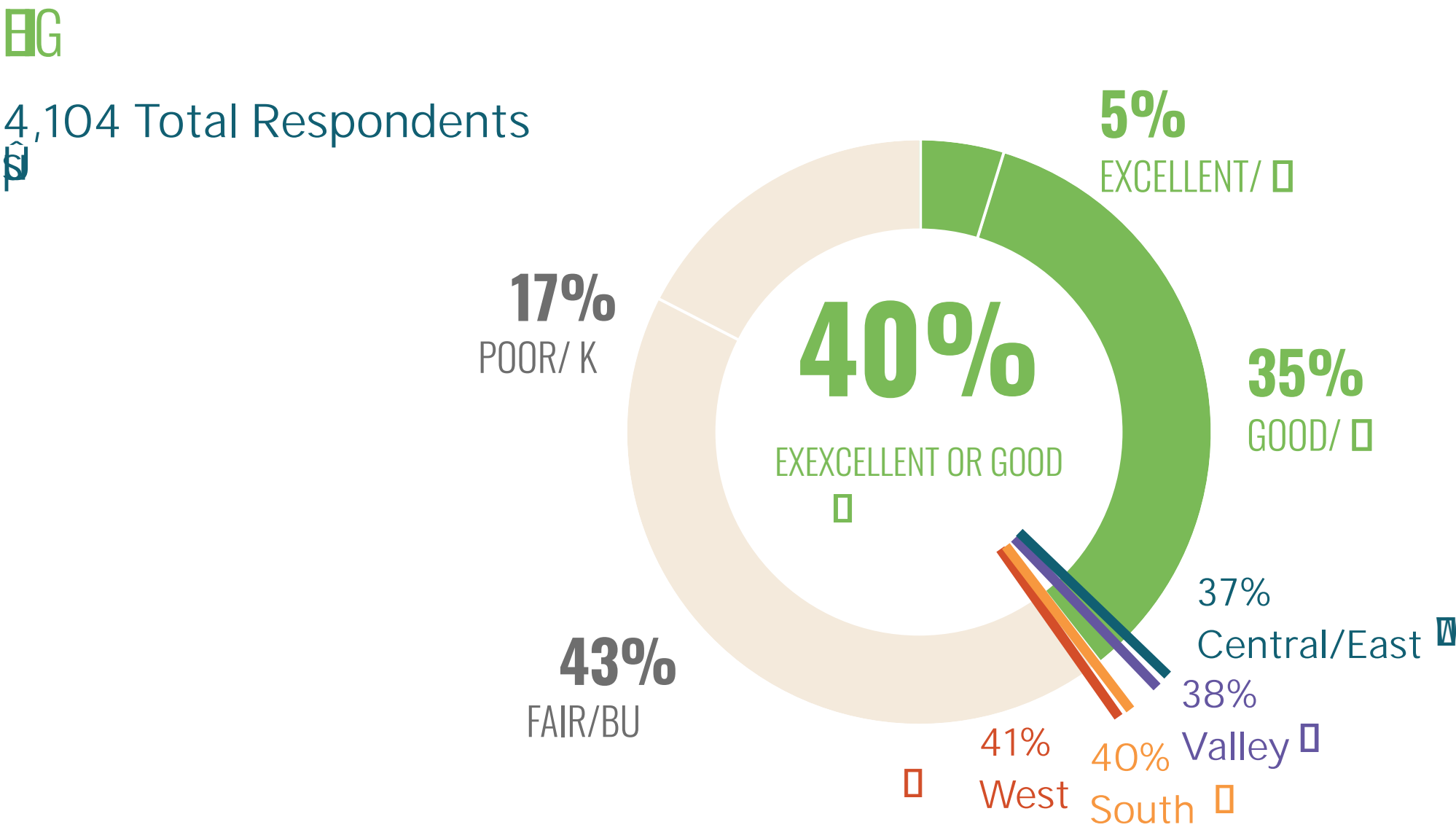
**ALMOST TWO THIRDS** of respondents think **parks** are in excellent or good condition.

SECTION 6

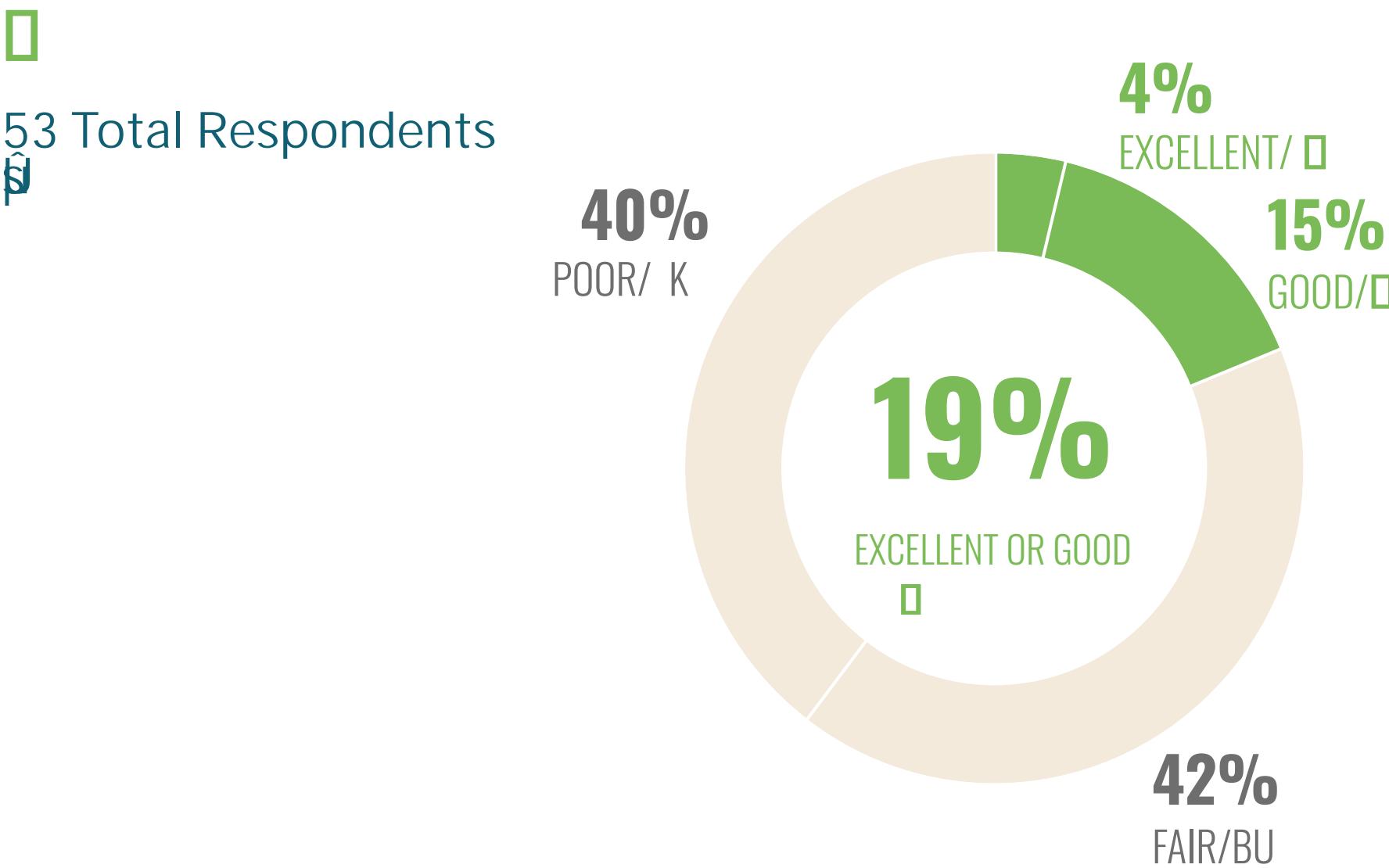
## STATISTICALLY VALID SURVEY



## ONLINE SURVEY



## IN-PERSON ENGAGEMENT



How would you rate the physical condition of Los Angeles parks?

QUESTION 6

# WHAT WE'VE HEARD SO FAR



More than half of respondents think recreation centers are in excellent or good condition.

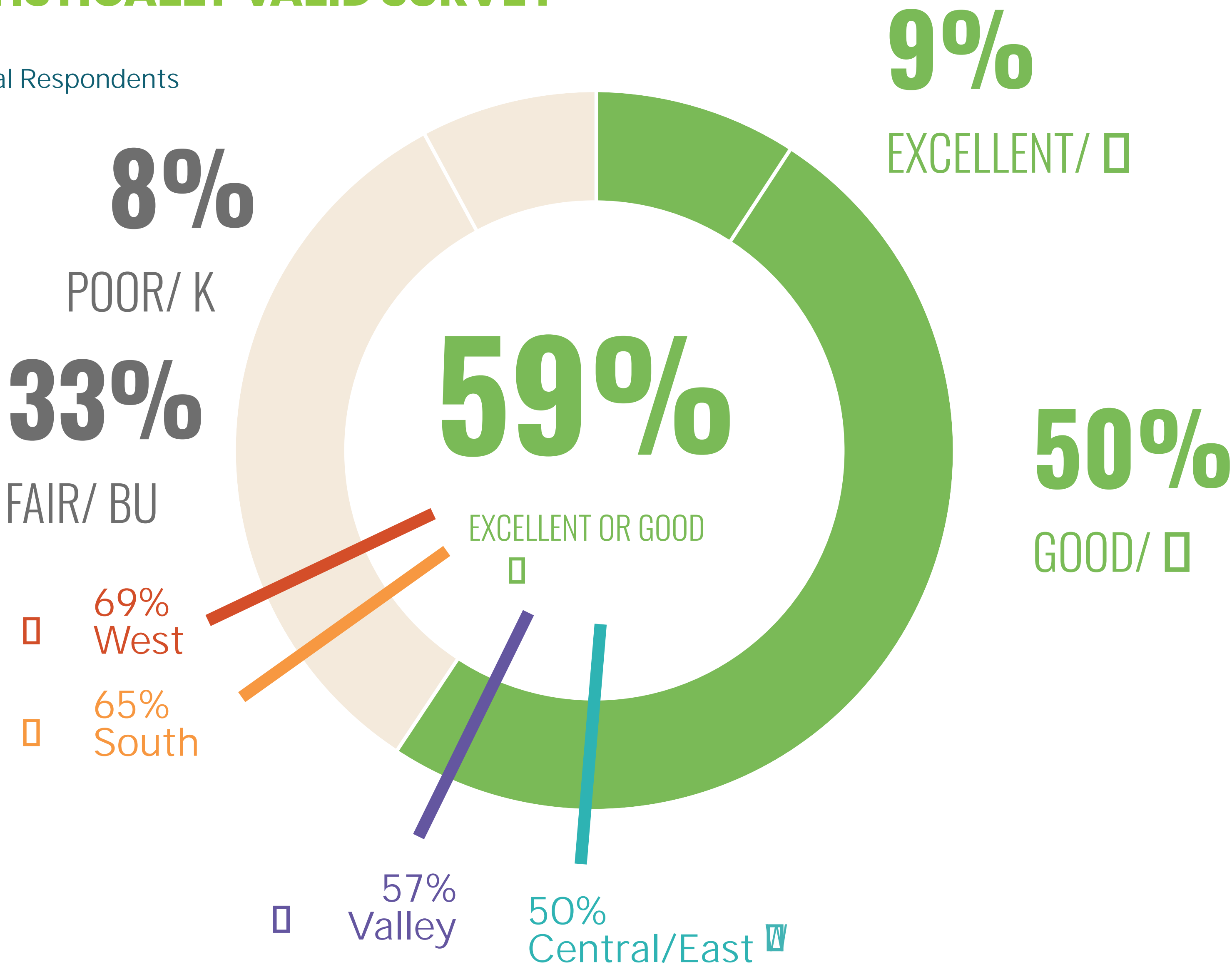
rs,xbOn

## STATISTICALLY VALID SURVEY

EG

518 Total Respondents

S

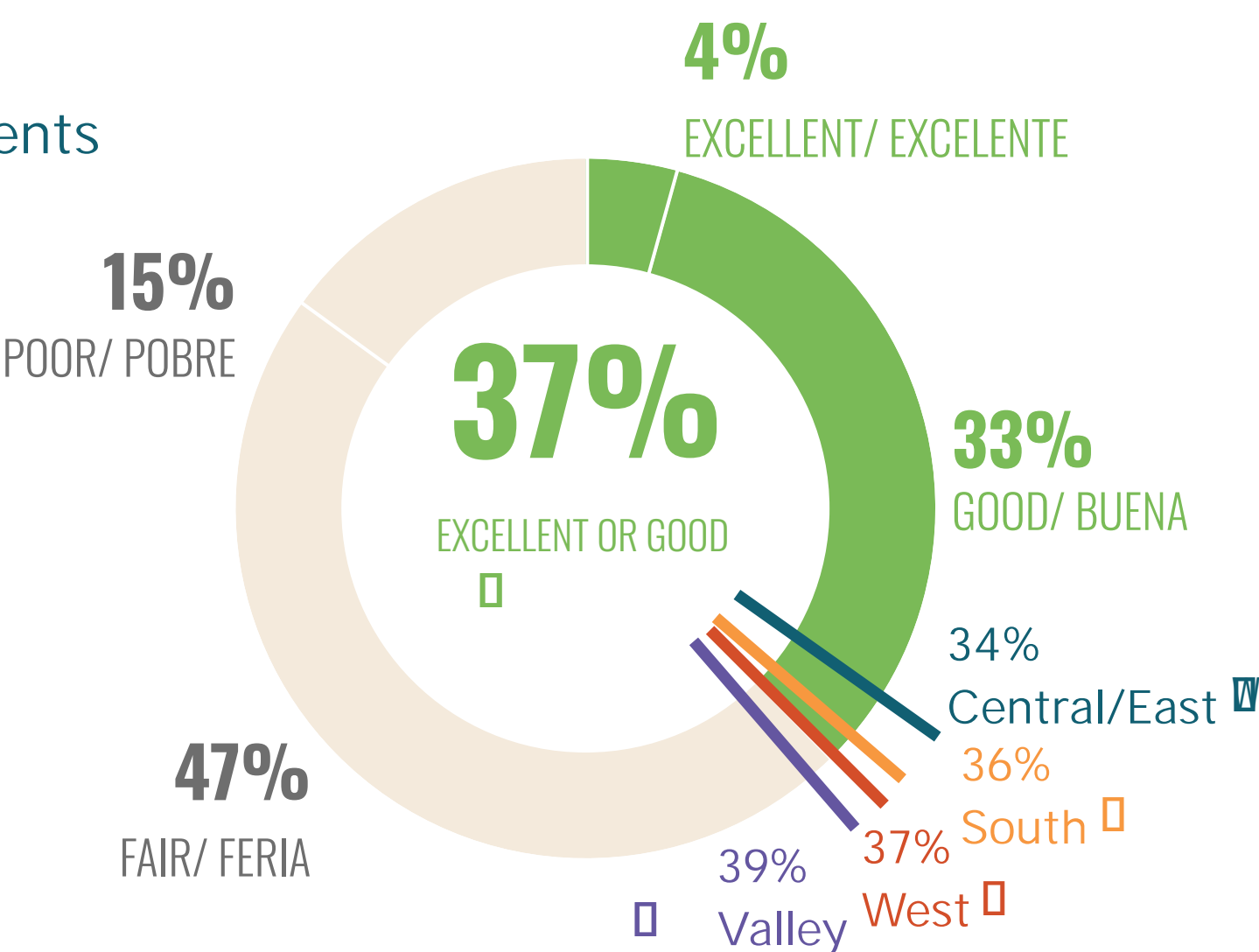


## ONLINE SURVEY

EG

4,011 Total Respondents

S

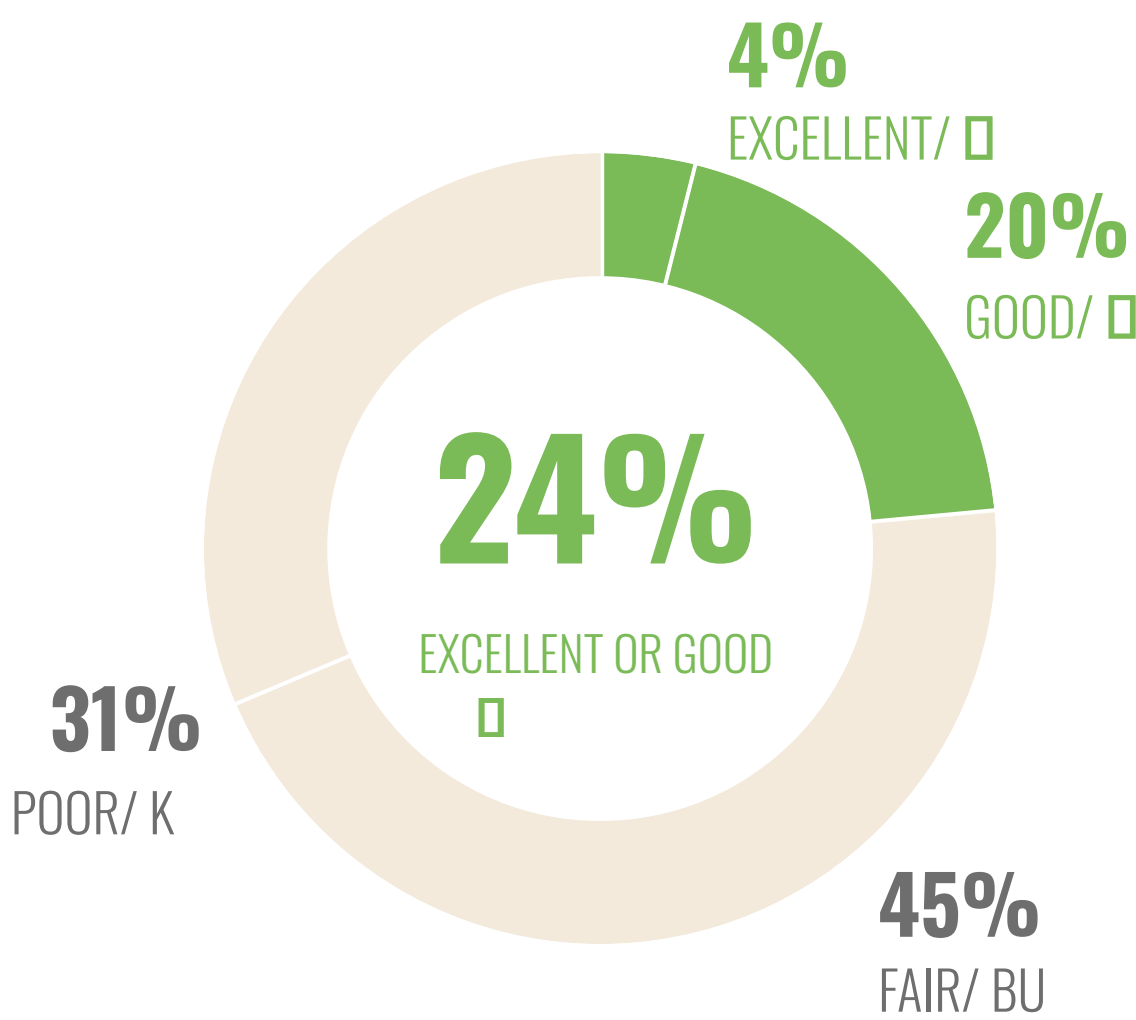


## IN-PERSON ENGAGEMENT

EG

41 Total Respondents

S



How would you rate the physical condition of Los Angeles recreation centers?

q,xb8



# WHAT WE'VE HEARD SO FAR



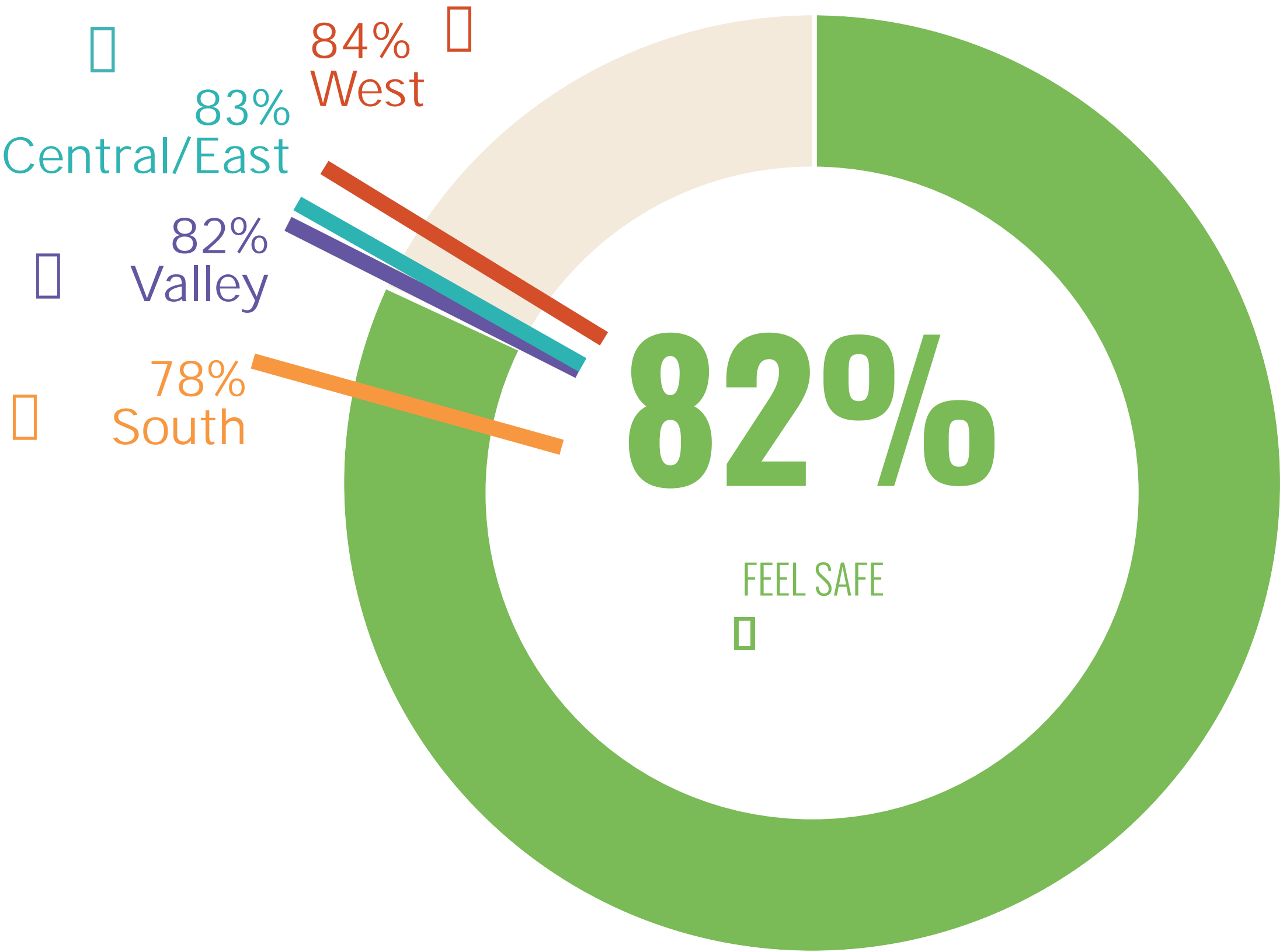
Over 80% of respondents feel like there is a park or recreation facility where they feel safe.

51% 100%

## ONLINE SURVEY

51% 100%

1,687 Total Respondents  
1,687 Total de encuestados



Is there at least one park or recreation facility in Los Angeles where you feel safe?

51% 100%

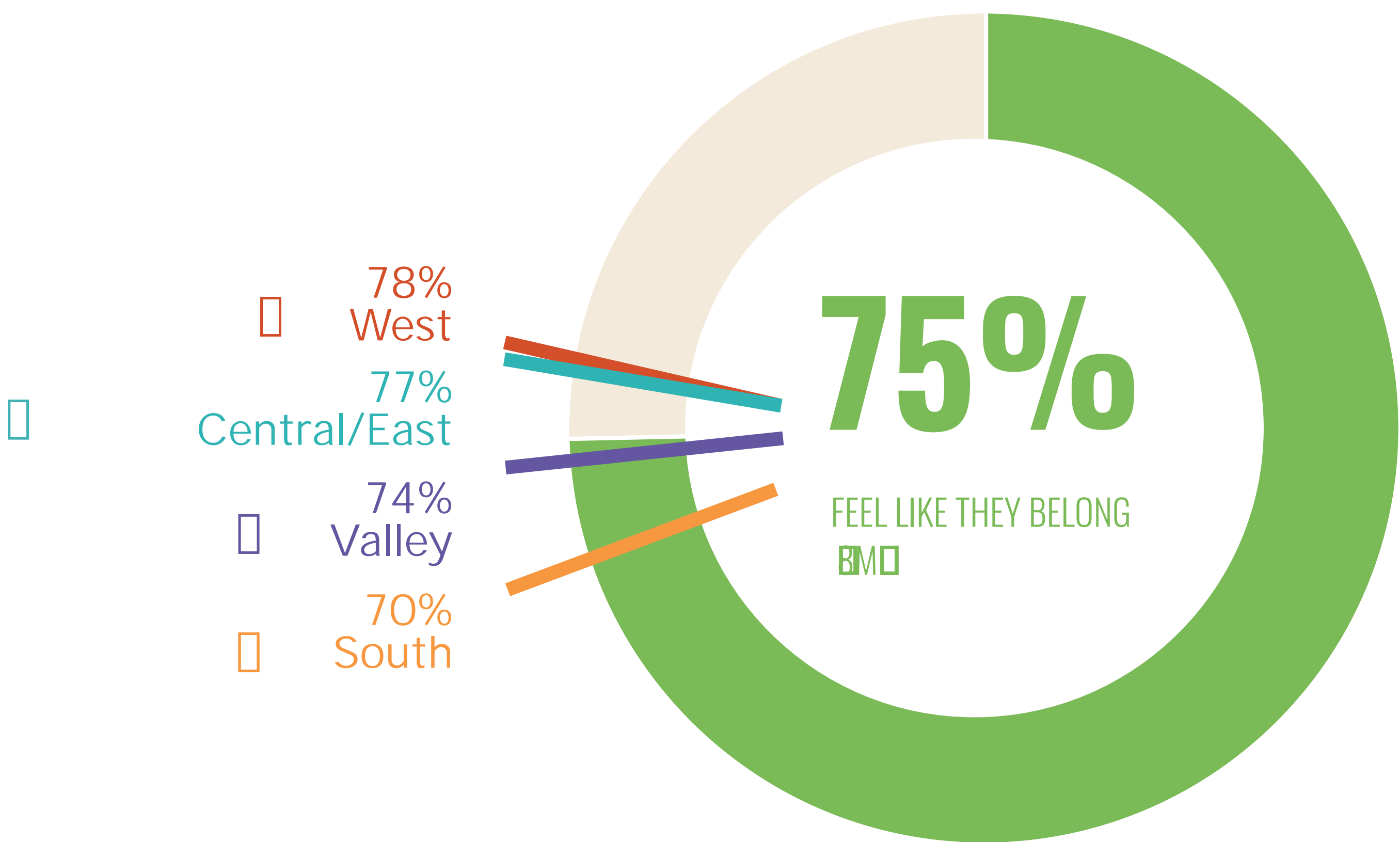
Three out of four of respondents feel like there is a park or recreation facility where they belong.

51% 100%

## ONLINE SURVEY

51% 100%

1,642 Total Respondents  
1,642 Total de encuestados



Is there at least one park or recreation facility in Los Angeles where you feel like you belong?

51% 100%



# WHAT WE'VE HEARD SO FAR



Unprogrammed green spaces and natural areas and wildlife habitats are the most important outdoor facilities to respondents.

hvd/rs/c

## STATISTICALLY VALID SURVEY



UNPROGRAMMED GREEN SPACES



NATURAL AREAS AND WILDLIFE HABITATS



PAVED, MULTI-USE TRAILS (WALKING, JOGGING, BIKING)



NON-PAVED, MULTI-USE TRAILS (WALKING, JOGGING, BIKING)

## ONLINE SURVEY



UNPROGRAMMED GREEN SPACES



PAVED, MULTI-USE TRAILS (WALKING, JOGGING, BIKING)



NON-PAVED, MULTI-USE TRAILS (WALKING, JOGGING, BIKING)



PLAYGROUNDS

## IN-PERSON ENGAGEMENT



NON-PAVED, MULTI-USE TRAILS (WALKING, JOGGING, BIKING)



PARK TREES



NATURAL AREAS AND WILDLIFE HABITATS



PICKLE BALL COURTS

Which FOUR of the OUTDOOR FACILITIES listed below are MOST IMPORTANT to you and the members of your household?

lBgg8c



# WHAT WE'VE HEARD SO FAR



Swimming pool and exercise and fitness equipment are the most important programs indoor facilities to respondents

7bAr\$C

## STATISTICALLY VALID SURVEY



SWIMMING POOL

7T



EXERCISE AND FITNESS EQUIPMENT

6AA



WALKING/JOGGING TRACK

11



WEIGHT ROOM/GYM

6YBA

## ONLINE SURVEY



SWIMMING POOL

7T



ROOMS FOR ARTS AND CRAFTS, AND GAMES

5BES77



TRADITIONAL HARD COURTS

877



EXERCISE AND FITNESS EQUIPMENT

6BA

## IN-PERSON ENGAGEMENT



SWIMMING POOL

7T



EXERCISE AND FITNESS EQUIPMENT

6BA



ROOMS FOR ARTS AND CRAFTS, AND GAME

5BES77



MAKERSPACES

17

Which FOUR of the INDOOR FACILITIES listed below are MOST IMPORTANT to you and the members of your household?

17Bgg8C



# WHAT WE'VE HEARD SO FAR



**Fitness/wellness** program and special events/festivals are the most important programs to respondents.

oA oW r s i c

## STATISTICALLY VALID SURVEY



FITNESS/WELLNESS PROGRAM

oAo



SPECIAL EVENTS/FESTIVALS

W



NATURE EXPERIENCES OR ENVIRONMENTAL EDUCATION

8



ARTS AND CRAFTS CLASSES

sEs

## ONLINE SURVEY



YOUTH AND FAMILY



NATURE EXPERIENCES OR ENVIRONMENTAL EDUCATION

8



RECREATION (ORGANIZED LEAGUES)

W



SENIORS (AGE 50 AND OVER)

pB

## IN-PERSON ENGAGEMENT



NATURE EXPERIENCES OR ENVIRONMENTAL EDUCATION

8



SENIORS (AGE 50 AND OVER)

pB



FITNESS/WELLNESS PROGRAMS

oAo



SPECIAL EVENTS/FESTIVALS

W

Which **FOUR** of the **PROGRAMS** listed below are **MOST IMPORTANT** to you and the members of your household?

l g g c

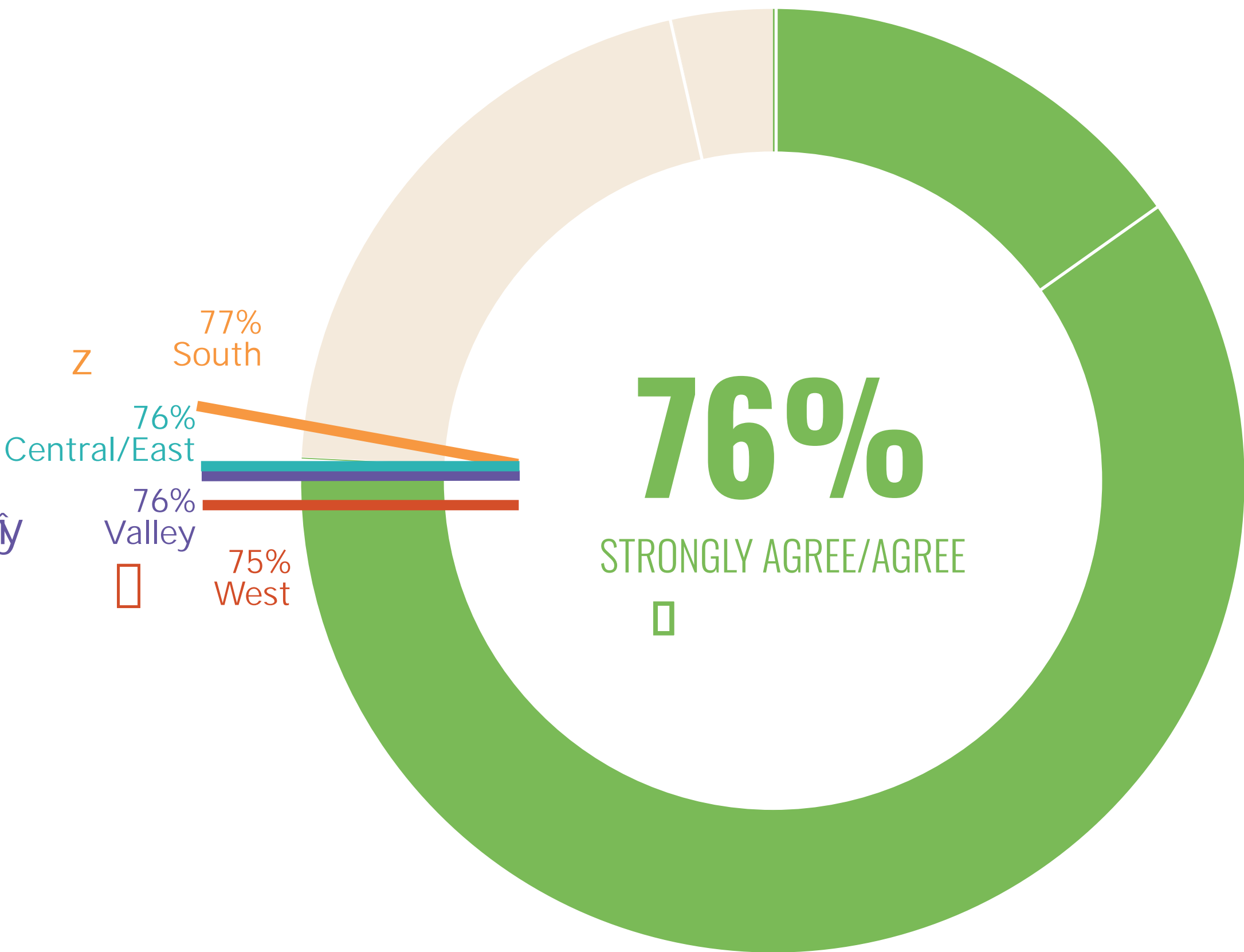


# WHAT WE'VE HEARD SO FAR



More than 3/4 of respondents agree that recreation or park facilities are available when they want to use them.

ssvsllx  
□



Please rate your level of agreement with the following statement: Recreation or parks facilities are always available when I want to use them.

gllxr  
□

People experiencing homelessness is the most common reason respondents do not visit.

Orsm

- People experiencing homelessness there

bOs

#1
- Too far from our residence

ll  
□

#2
- Do not know where to go/what is offered

KbK  
\$g

#3
- Facilities are not well-maintained

BK

#4

What prevents you from using parks and recreation facilities or programs more often?

gllxr



# WHAT WE'VE HEARD SO FAR



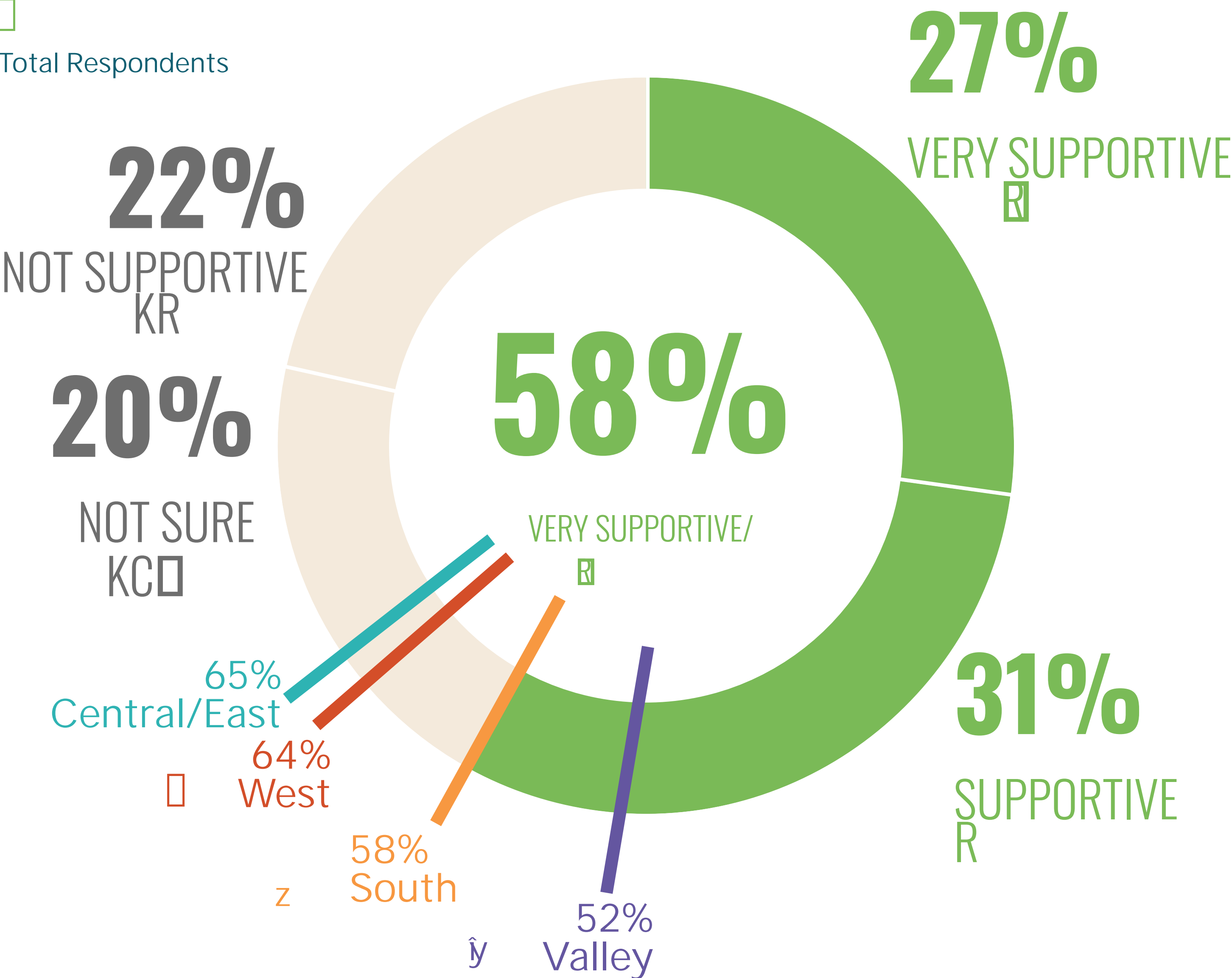
**A majority** of residents are supportive of a bond or some increases in taxes or levies to fund parks and recreation facilities.



## STATISTICALLY VALID SURVEY



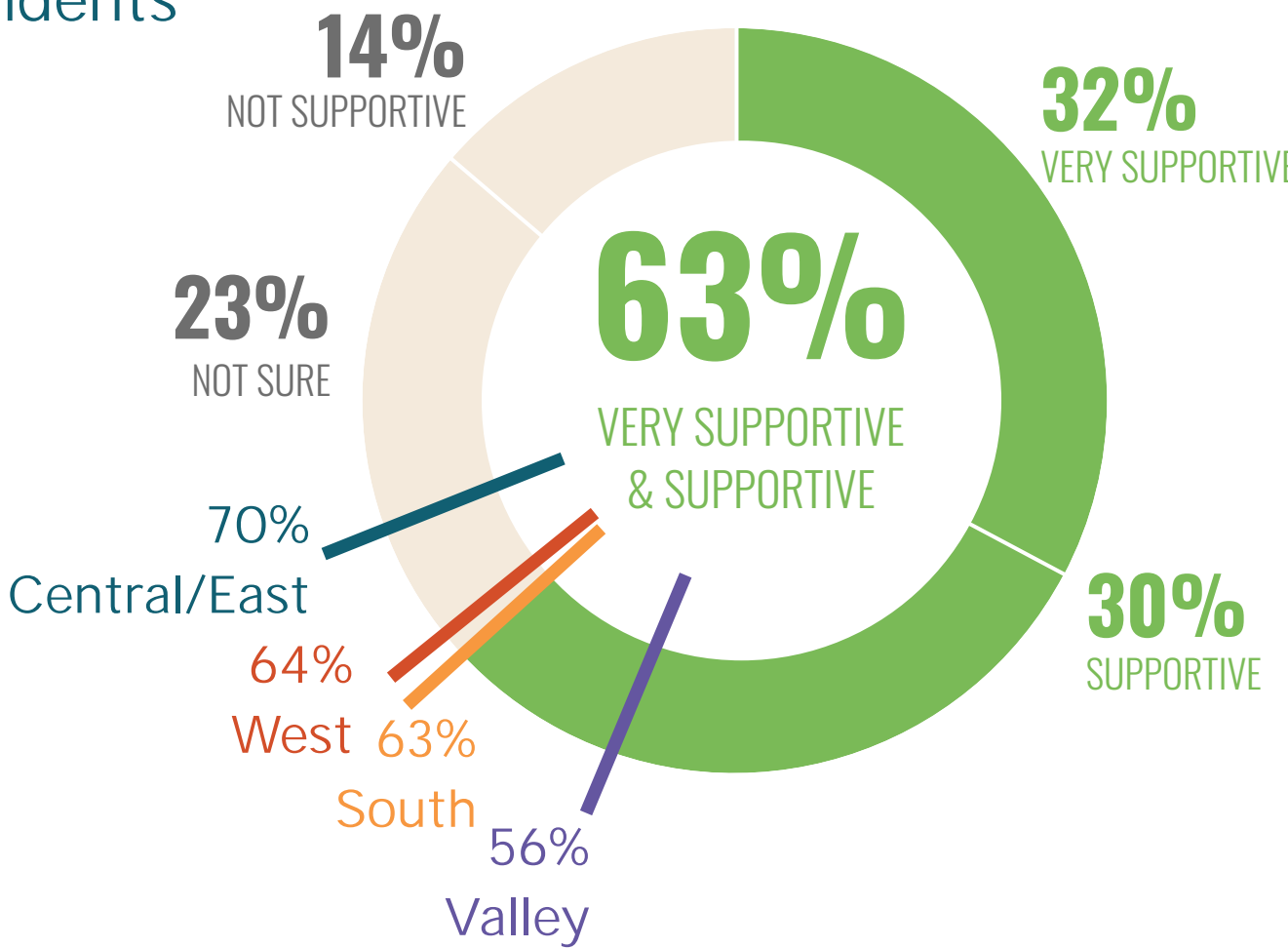
933 Total Respondents



## ONLINE SURVEY



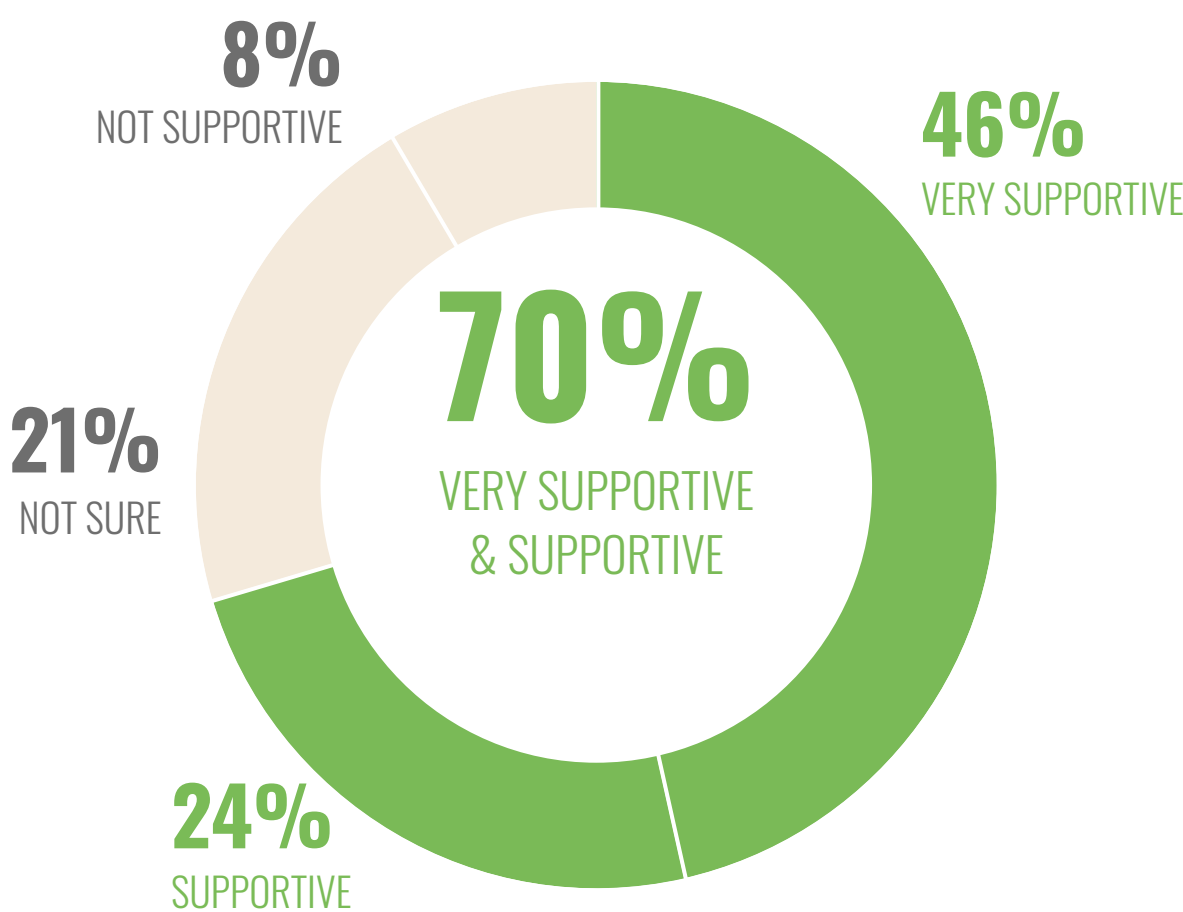
4,011 Total Respondents



## IN-PERSON ENGAGEMENT



41 Total Respondents



**How supportive are you of a bond or some increase in taxes or levies to fund the types of parks and recreation centers that are most important to you and your household?**





# AFTER SEEING WHAT ANGELENOS SAID...



Something that surprised me was...



Something that aligns with what I've experienced was...

Let's





# SITE-BASED EVALUATION FRAMEWORK



## WHAT IS THE UNIVERSE OF SITES?

For RAP to **prioritize future investments** first requires having an up-to-date inventory of all the sites that RAP could potentially invest in–referred to here as the **“Universe of Sites.”**

9(76060(762. •  
?x84,8

## WHAT IS INCLUDED?

The universe of sites includes RAP's **existing parks** as well as placeholders for **potential locations** where RAP might invest in developing new parks so that they can be prioritized side-by-side.

4JE9(760(762, 100%  
6

## HOW ARE POTENTIAL FUTURE SITES SELECTED?

The PerSquareMile tool, developed by GreenInfo Network and the UCLA Institute of the Environment and Sustainability, was used to identify potential new park locations and areas with the greatest number of people in need of nearby parks. The tool was used to assess two metrics:

7LY: XHYL4PSLE4YLLUOUMV5L[YVR6B4476  
%•?A0Qhv6E4T!â

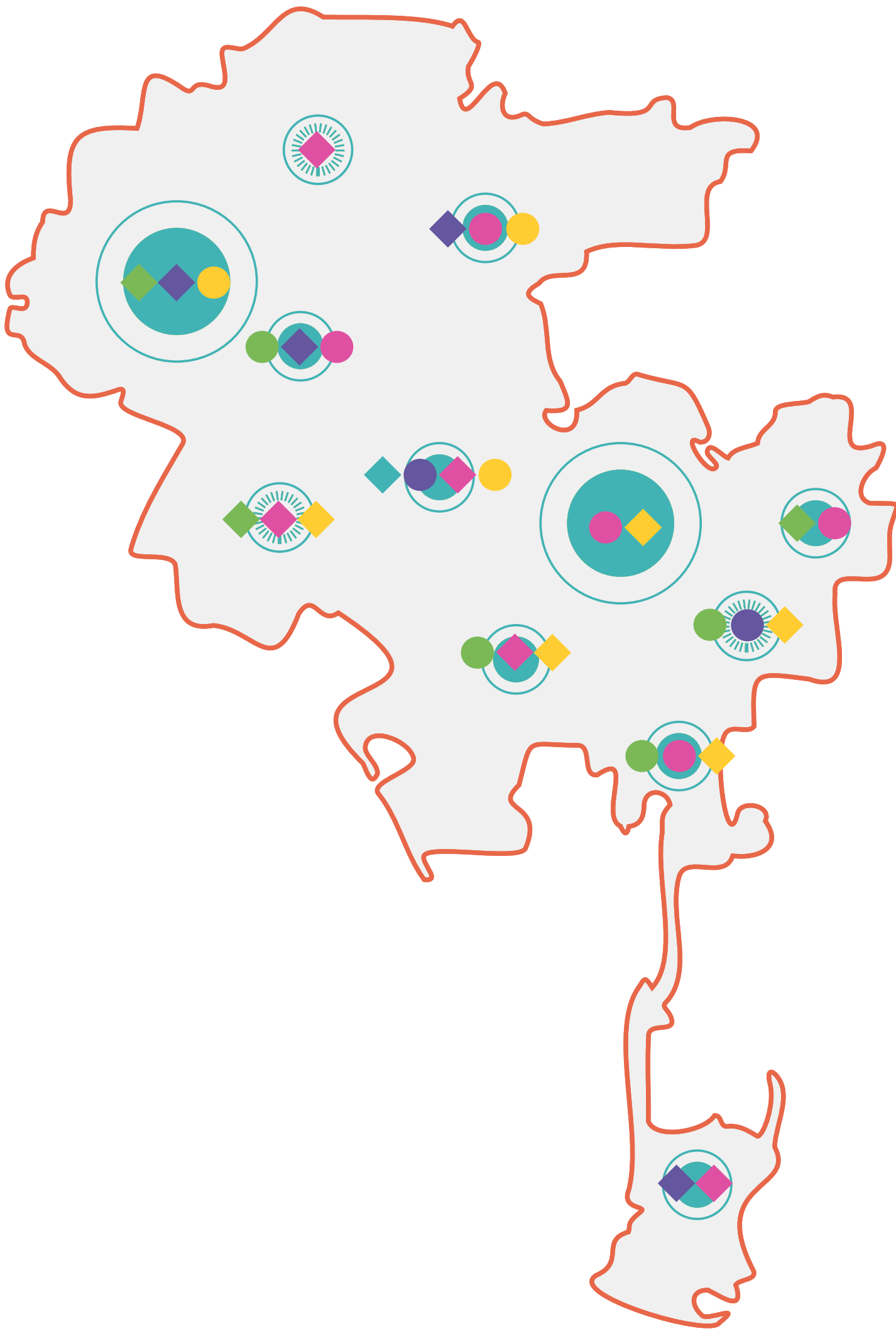
- Park access** - the number of people without a park within a 10-minute walk of their homes
- Park supply** - the number of park acres per thousand people

Æ87884-  
\$e7m60

## PRIORITIZATION

To prioritize where RAP should invest first, each site in the Universe of Sites was assessed and compared on the same set of 23 criteria across four categories:

iC9(76060(762. •  
41/bâ

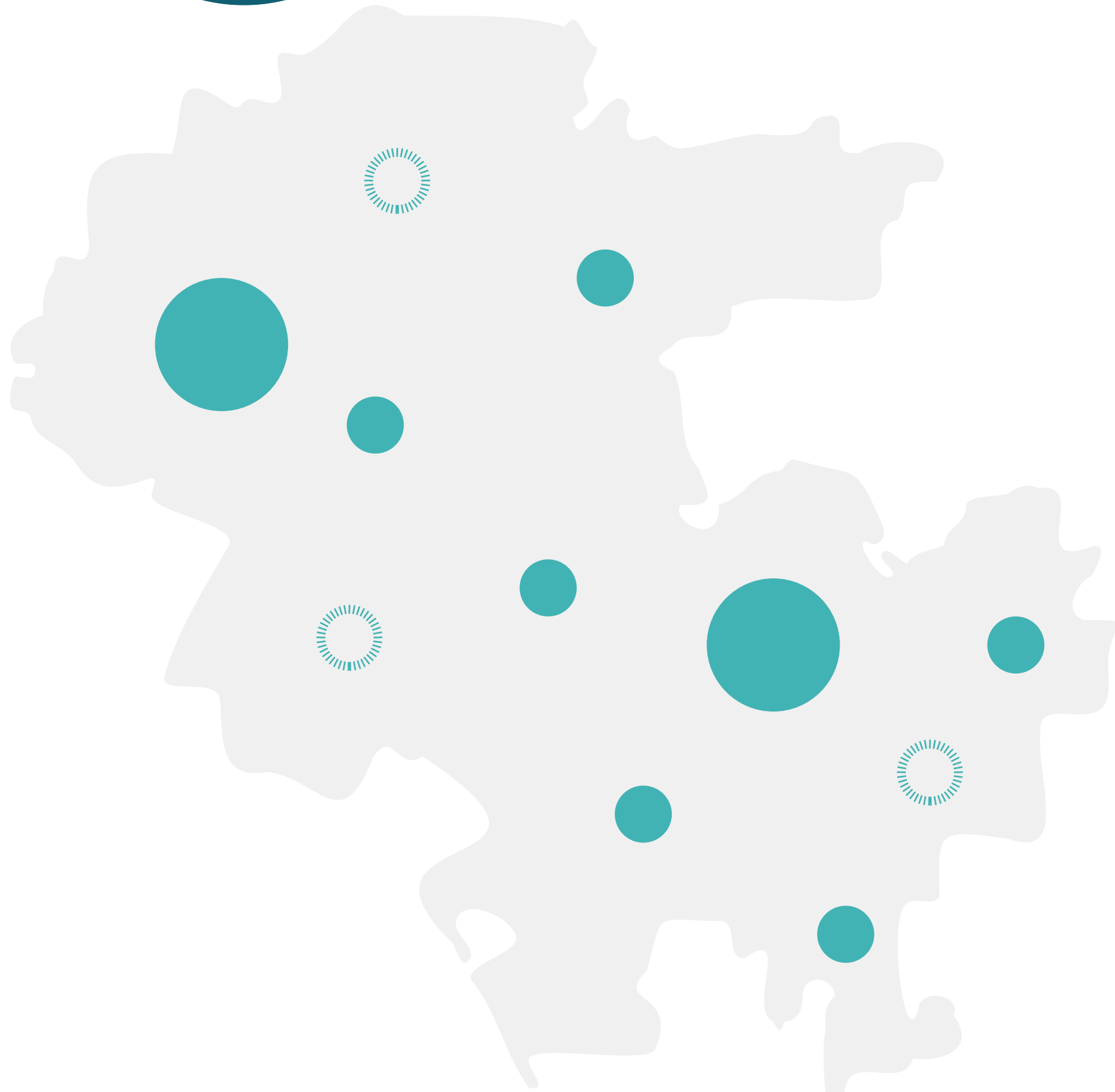





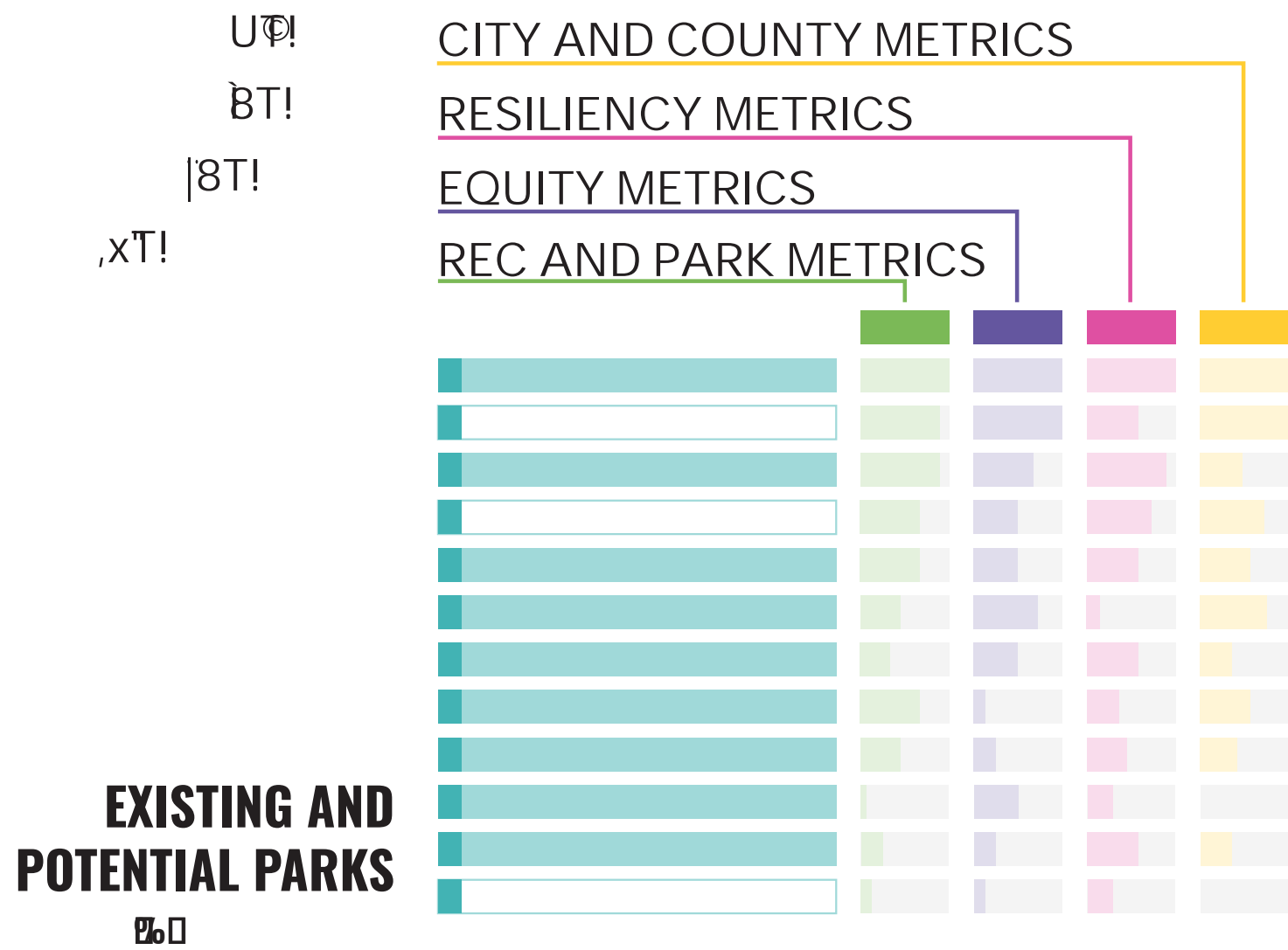
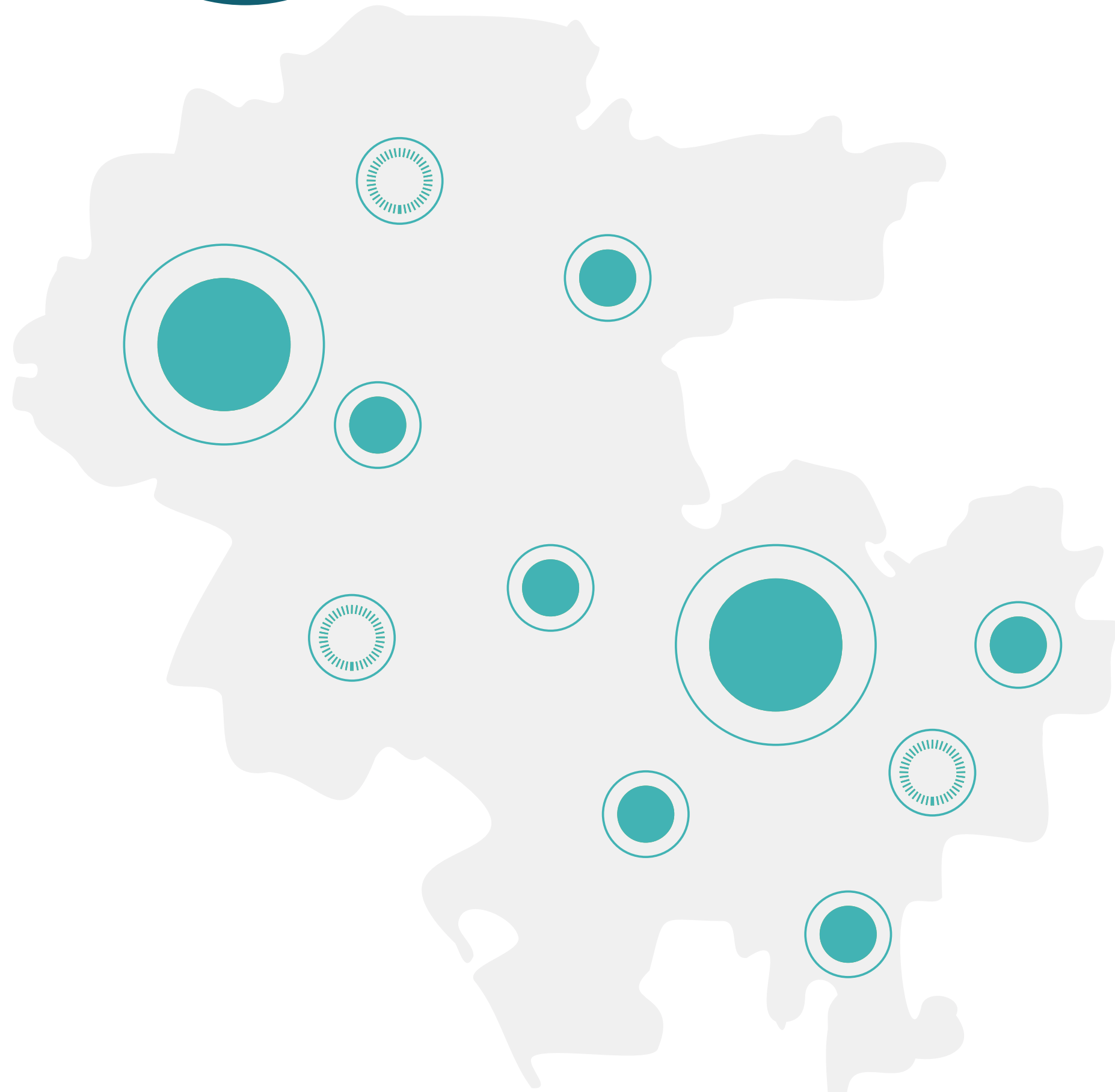
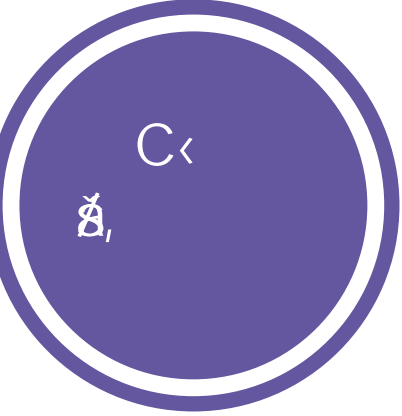
# SITE-BASED EVALUATION FRAMEWORK



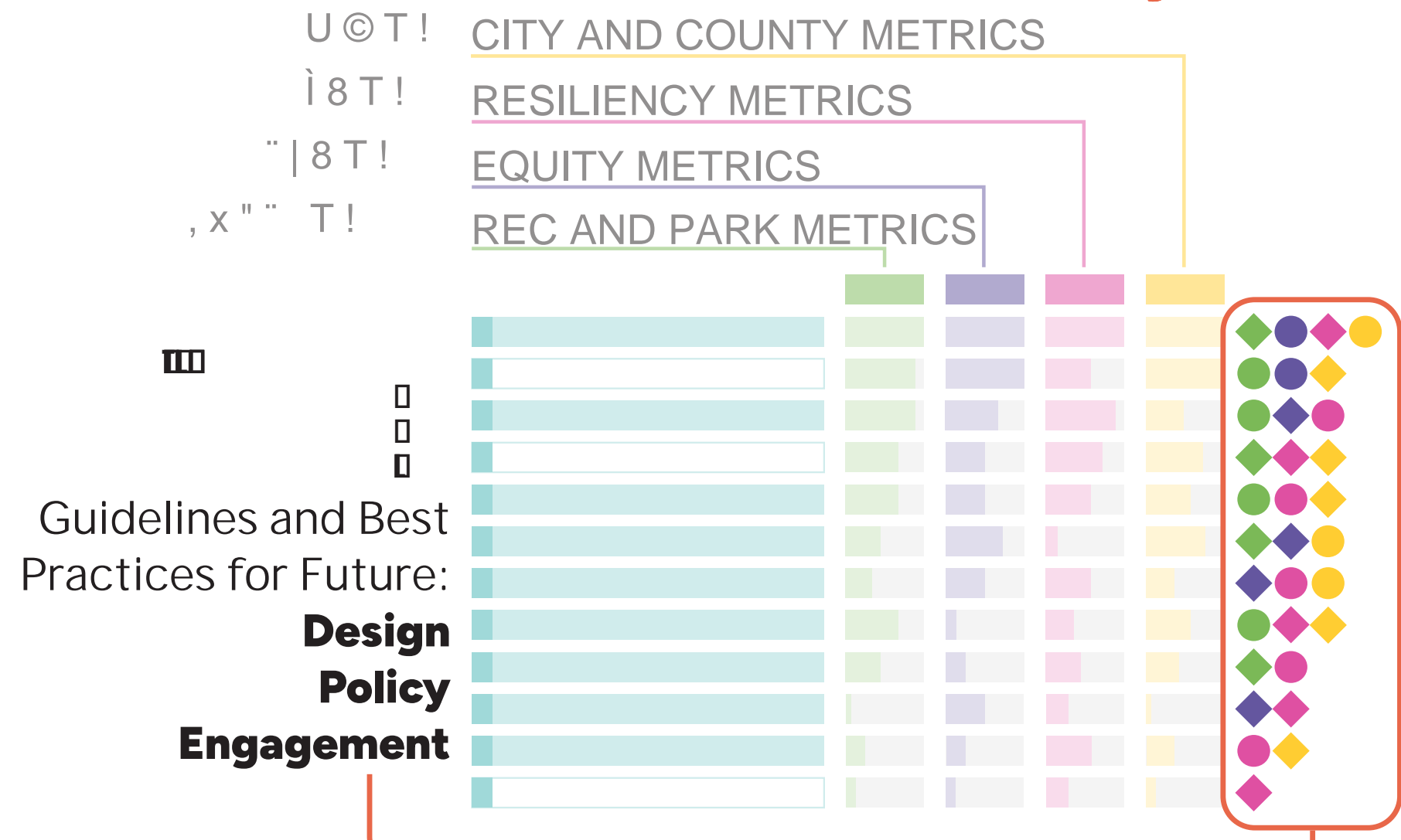
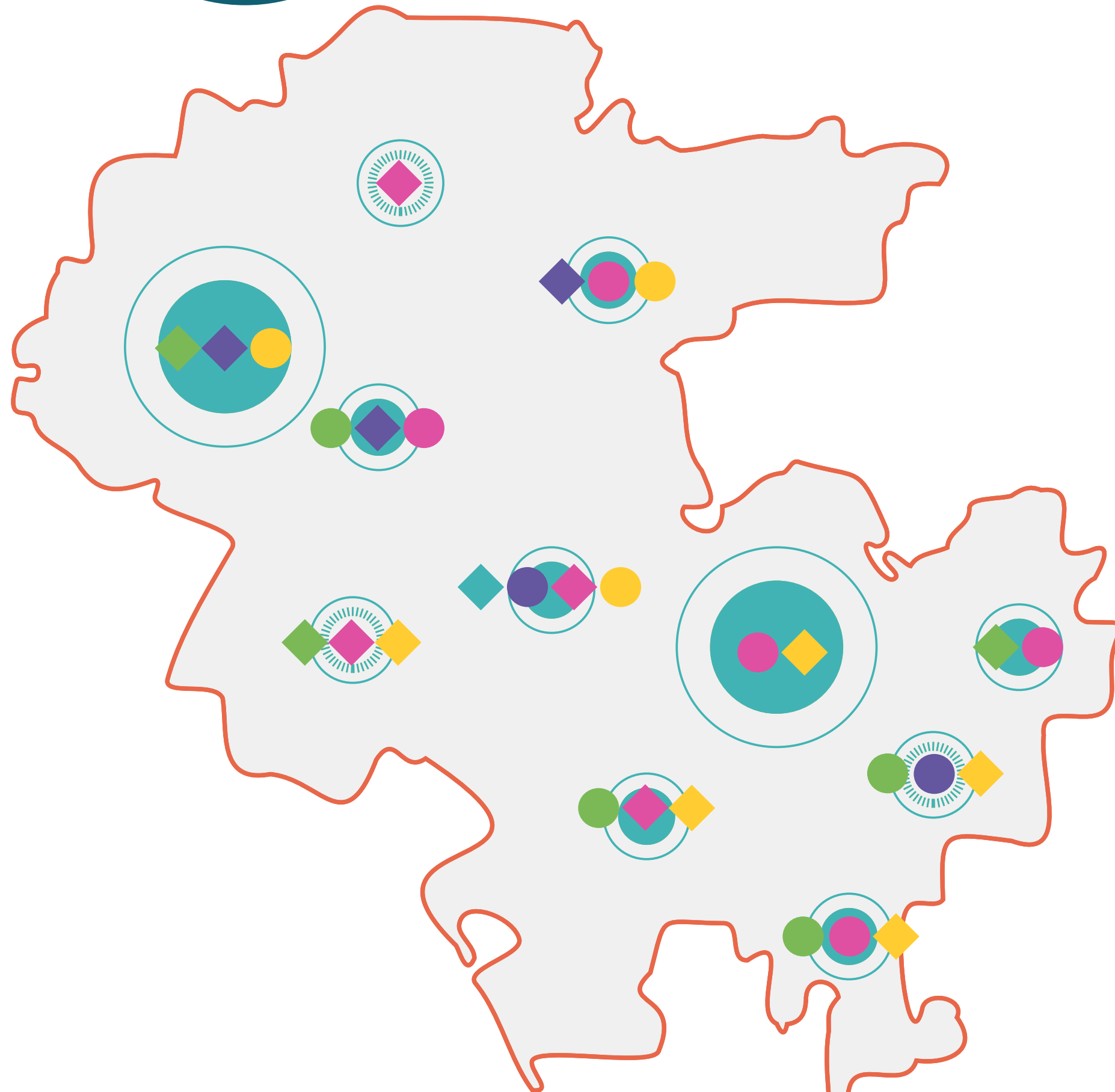

1  
DETERMINE  
UNIVERSE  
OF SITES



2  
PRIORITIZE  
SITES




3  
IDENTIFY  
POTENTIAL  
TOOLS





# UNIVERSE OF SITES: EXISTING RAP PARKS AND FACILITIES





# PARK PRIORITIZATION CRITERIA



PNA Priorities

Equity

Resiliency

City/County

Highest Weight

Parks Physical Condition

Rec Centers Physical Condition

Park Pressure

Perceived Walkability

PNA Equity Score CES or LAEI or SB535 DC

Shade Availability

Climate Vulnerability

Perceived Park Safety

Walkability (Measured)

Criminalization Burden

Capital Improvement History

Biodiversity + Habitat

Conservation

Metro Corridors

Lowest Weight

Community Priority Amenities

Parks Condition Assessment

Park Visitation

MyLA311 Requests

Availability of Private Open Space

Habitat Connectivity

Tree Species Composition

Infiltration and Recharge Opps

Water Quality Priority

LA County PNA

Engagement-based

4



# REGION SNAPSHOTS



## LOCAL GEOGRAPHIES AND LIVED REALITIES

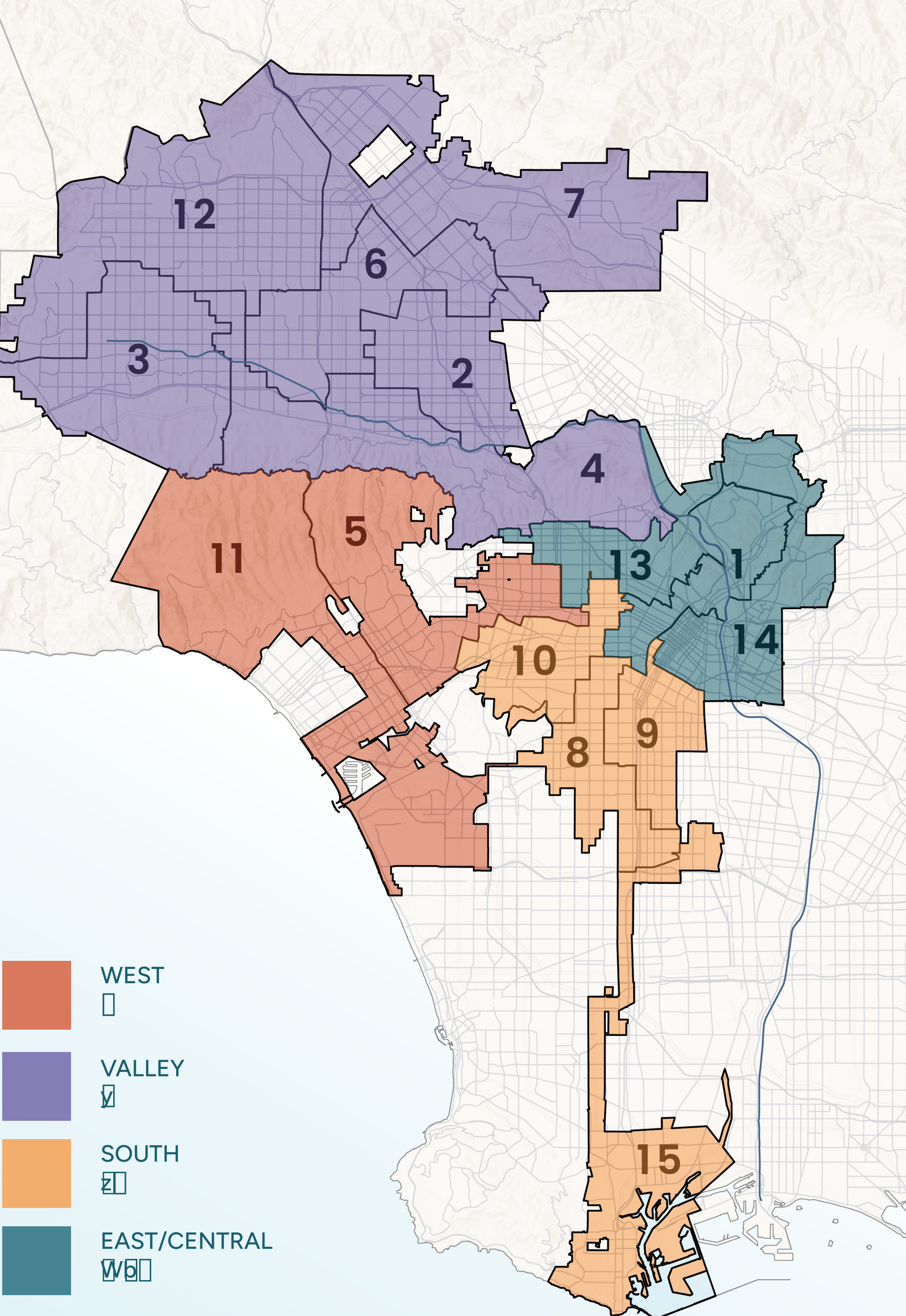

Q4

To help document how needs vary in different parts of Los Angeles, the PNA summarizes key parks, neighborhoods, Council Districts, Council District and neighborhood initiatives, as well as key issues and engagement findings within four geographic regions:

- West
- Valley
- South
- East/Central

01h•E75(70w•  
jAvh3h3hvhZ80k  
Gô

À  
ÿ  
z  
Wb

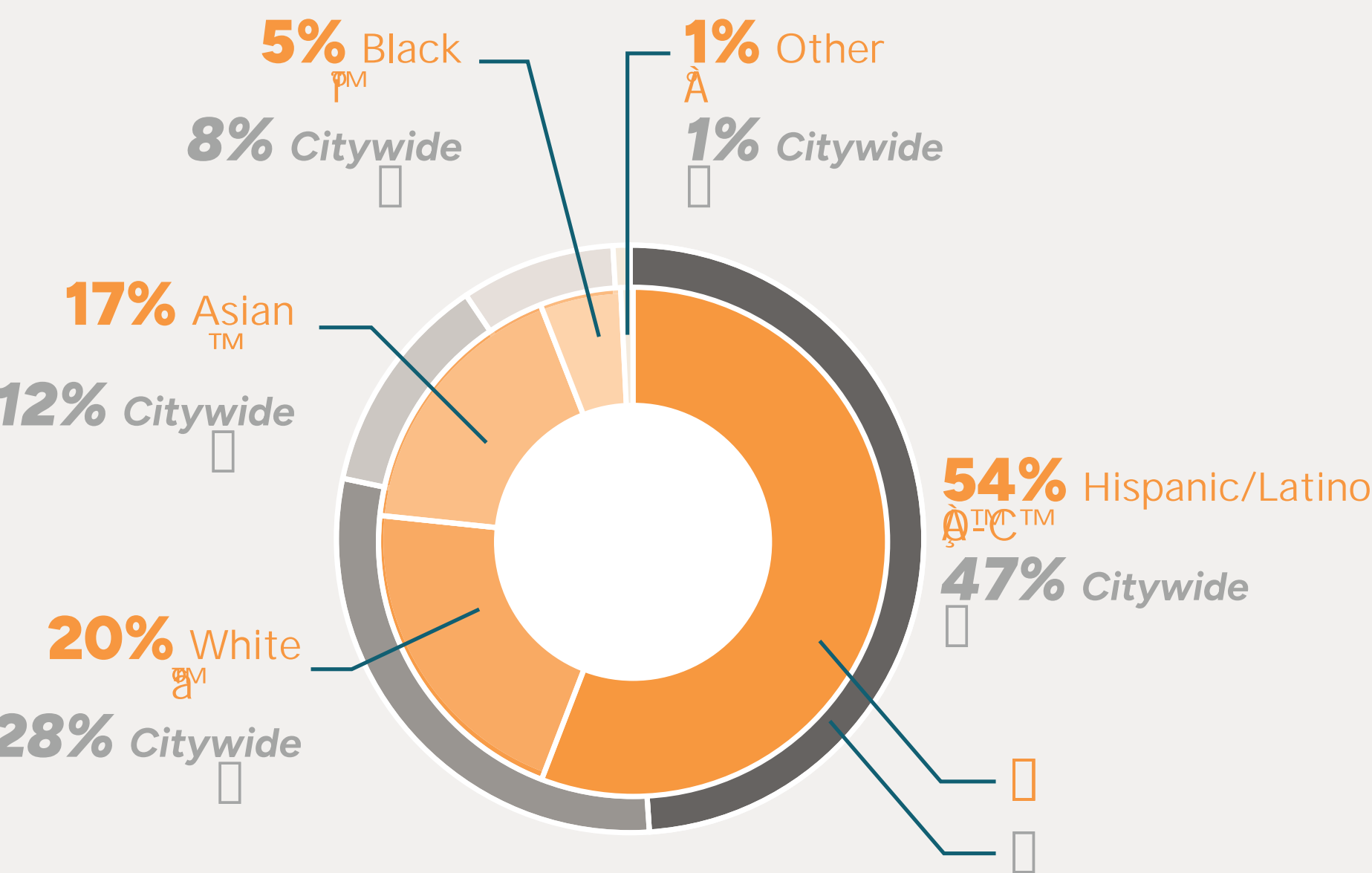




# SNAPSHOT: EAST/CENTRAL



## DEMOGRAPHICS



\$70,100	Median Household income
\$81,200	Citywide
20%	Household Income below poverty level
16%	Citywide
37.1	Median age (years)
37.5	Citywide
Top 3 Languages Spoken	Spanish 1, English 1, Korean 1

## EMERGING ISSUES: WHAT WE HEARD

Concerns include maintenance needs, safety concerns, the need for additional and open restrooms, inadequate shade provision, and a desire for more diverse recreational opportunities.

Boyle Heights and Koreatown were highlighted as areas where the current funding distribution structure are failing to meet the park needs of community members.

Concerns around displacement and green gentrification particularly in Boyle Heights and adjacent communities along the LA River.

Share what's missing!

## STATISTICALLY VALID SURVEY

### MOST IMPORTANT OUTDOOR FACILITIES

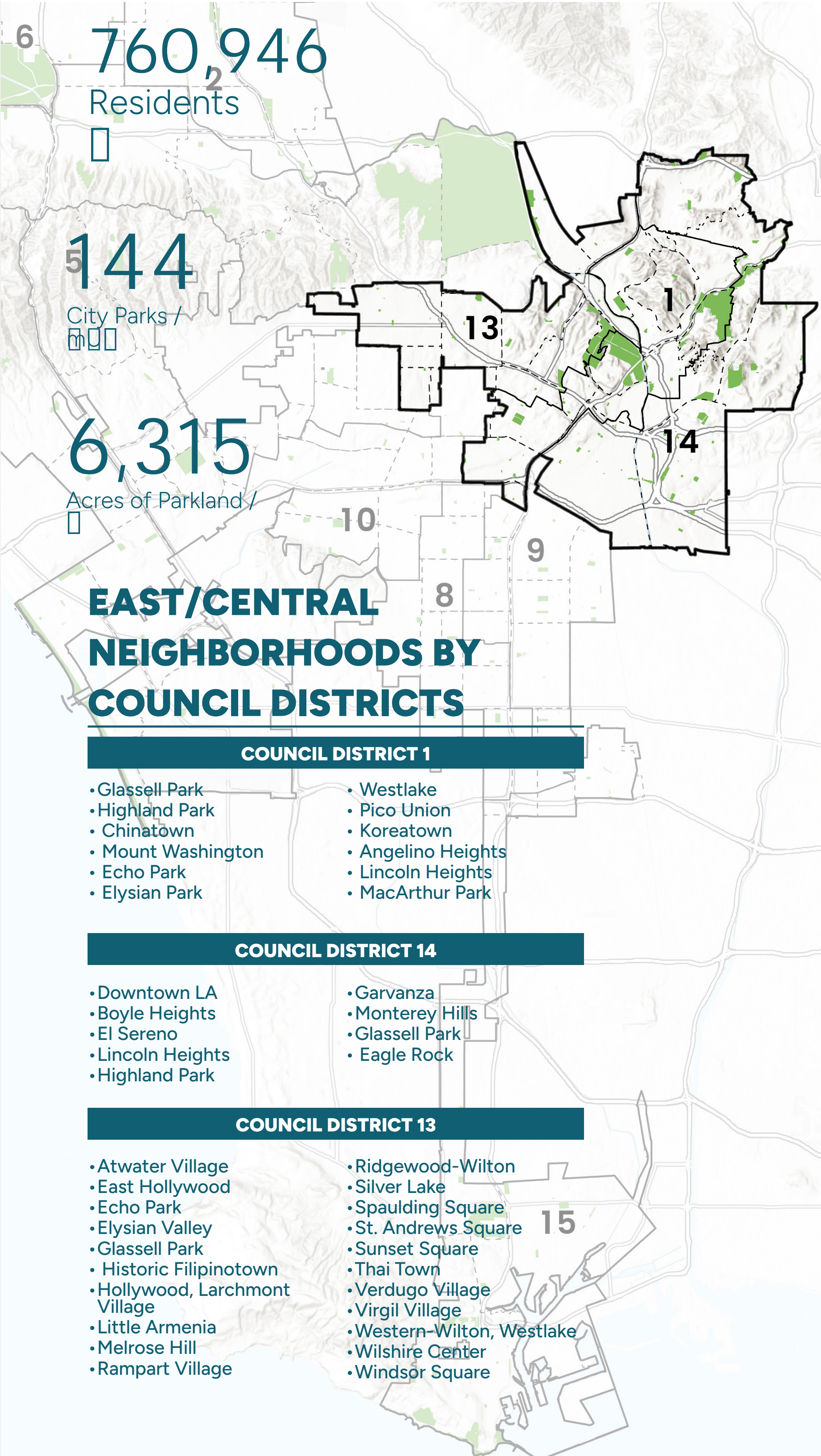
- #1 Unprogrammed green spaces
- #2 Natural areas and wildlife habitats
- #3 Non-paved, multi-use trail

### MOST IMPORTANT INDOOR FACILITIES

- #1 Swimming Pool
- #2 Walking/jogging track
- #3 Exercise and fitness equipment

### MOST IMPORTANT PROGRAMS

- #1 Special events/festivals
- #2 Arts and crafts classes
- #3 Fitness/wellness programs

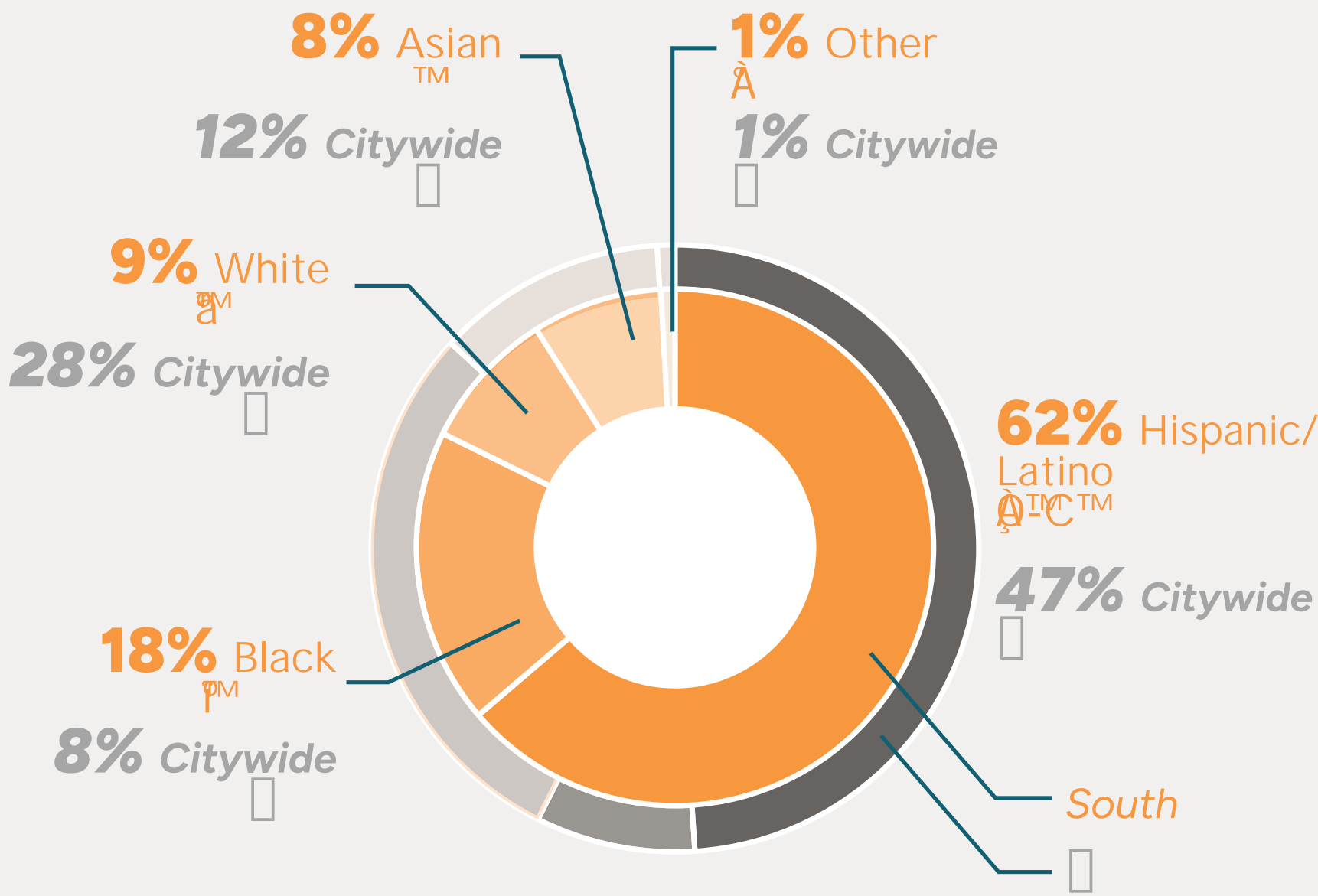




# SNAPSHOT: SOUTH REGION



## DEMOGRAPHICS



\$62,700	Median Household income
\$81,200	Citywide
21%	Household Income below poverty level
16%	Citywide
35.3	Median age (years)
37.5	Citywide
Top 3 Languages Spoken	
Spanish	1
English	
Korean	1

## STATISTICALLY VALID SURVEY

### MOST IMPORTANT OUTDOOR FACILITIES

- #1 Unprogrammed green spaces
- #2 Non-paved, multi-use trail
- #3 Swimming Pool

### MOST IMPORTANT INDOOR FACILITIES

- #1 Swimming Pool
- #2 Walking/jogging track
- #3 Exercise and fitness equipment

### MOST IMPORTANT PORGRAMS

- #1 Fitness/wellness programs
- #2 Special events/festivals
- #3 Nature experiences or environmental education

## EMERGING ISSUES: WHAT WE HEARD

Many parks serve multiple neighborhoods and are used heavily throughout the day, which leads to overcrowding, physical deterioration, and limited opportunities for passive or quiet recreation.

7/2/2020  
3:40 PM  
[X] [E]

Safety in public parks is a recurring concern. Reports of gang activity, drug use, and crime in and around park areas have led to reduced participation—especially for women, children, and elders.

SOB-60  
Pofjau  
L634  
8p6

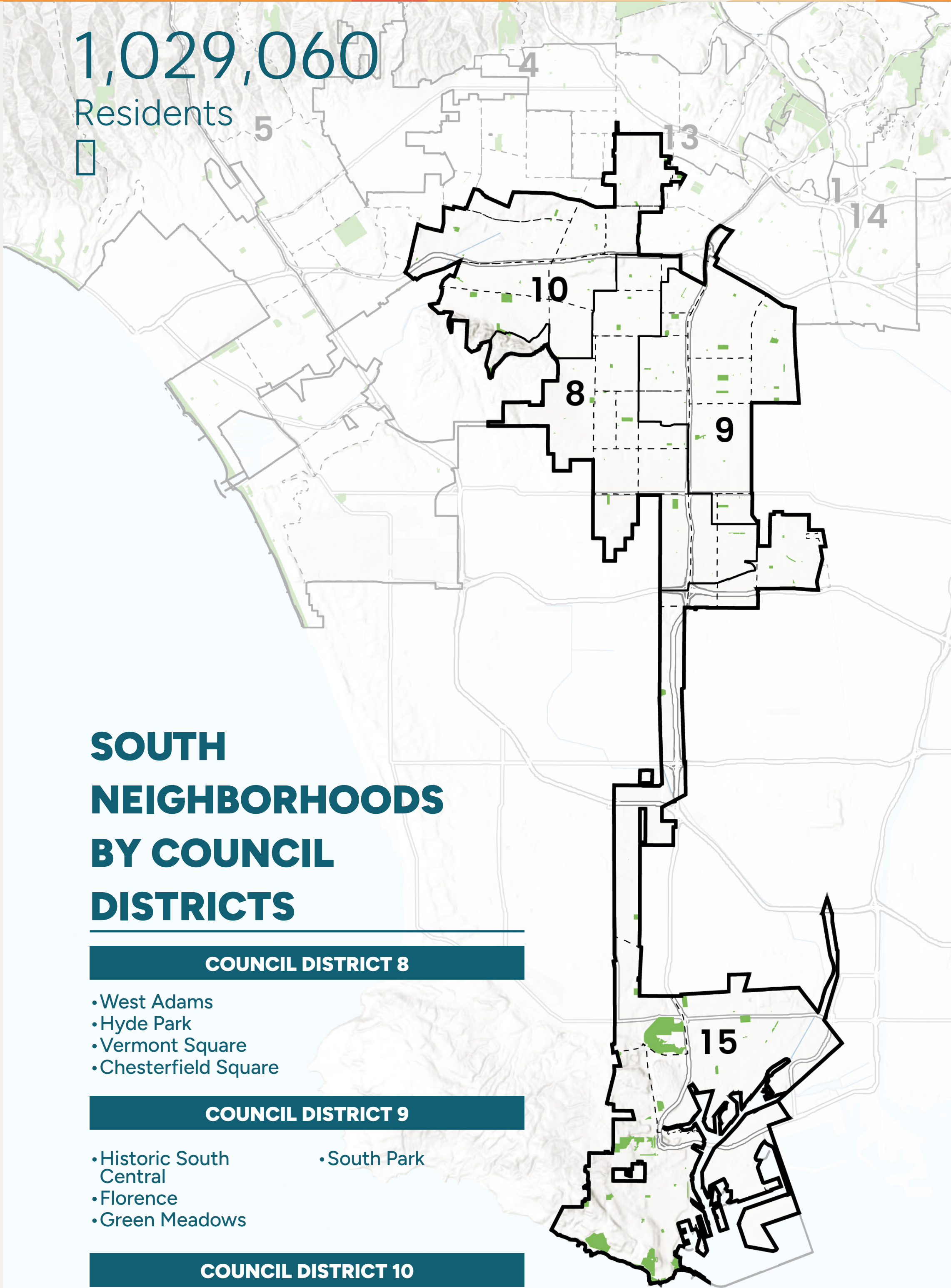
Existing parks are often underfunded and lack the staffing and resources to serve the diverse needs of their communities.

8/11/20  
Owugh  
•K6

Share what's missing!



1,029,060 Residents



## SOUTH NEIGHBORHOODS BY COUNCIL DISTRICTS

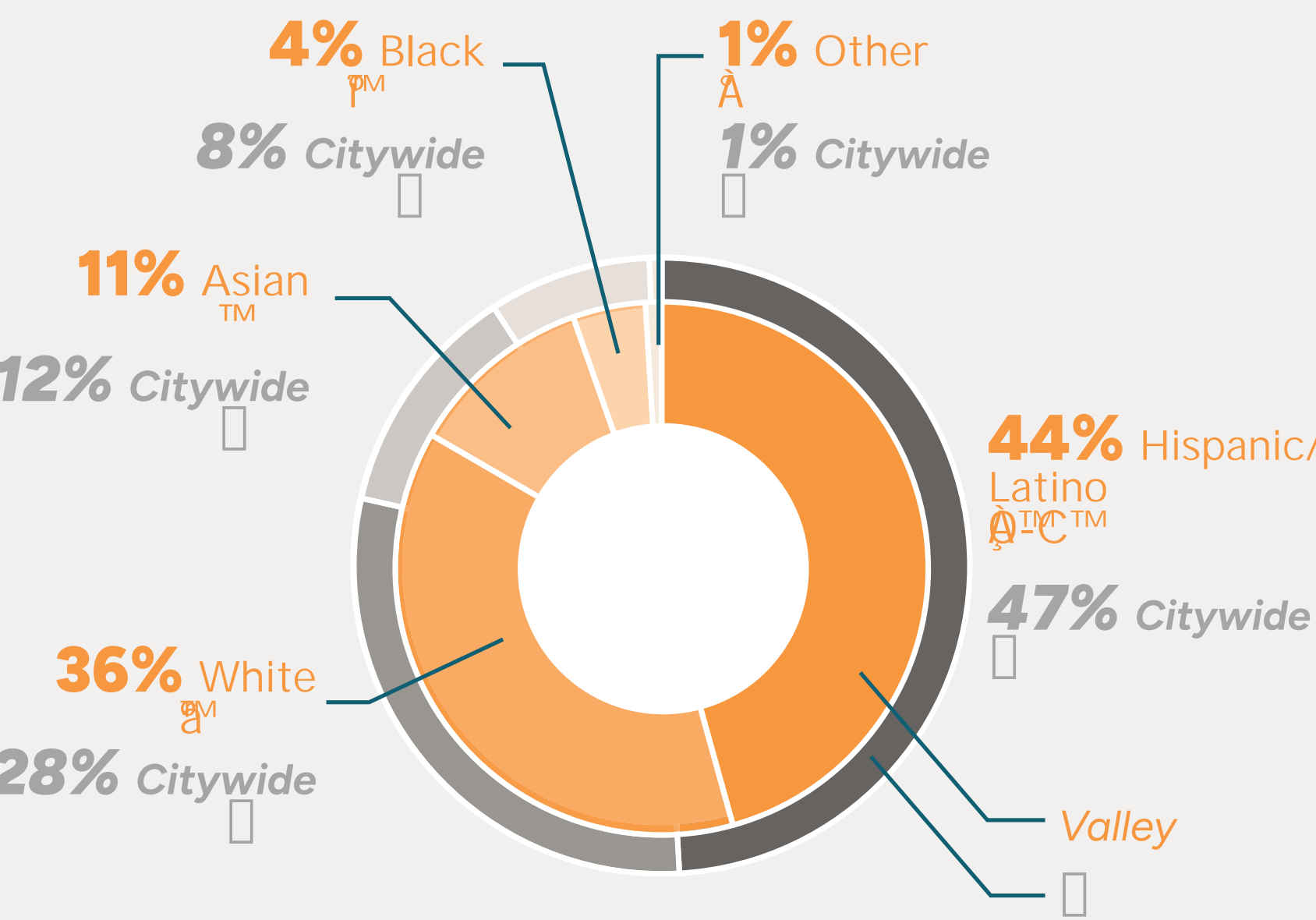
- COUNCIL DISTRICT 8**
  - West Adams
  - Hyde Park
  - Vermont Square
  - Chesterfield Square
- COUNCIL DISTRICT 9**
  - Historic South Central
  - Florence
  - Green Meadows
  - South Park
- COUNCIL DISTRICT 10**
  - Jefferson Park
  - Harvard Heights
  - Koreatown
- COUNCIL DISTRICT 15**
  - Watts
  - Wilmington
  - San Pedro
  - Harbor Gateway



# SNAPSHOT: VALLEY REGION



## DEMOGRAPHICS



\$91,200 Median Household income

\$81,200 Citywide

13% Household Income below poverty level

16% Citywide

39.3 Median age (years)

37.5 Citywide

Top 3 Languages Spoken  
Spanish  
English  
Korean

## STATISTICALLY VALID SURVEY

### MOST IMPORTANT OUTDOOR FACILITIES

- #1 Unprogrammed green spaces
- #2 Natural areas and wildlife habitats
- #3 Non-paved, multi-use trail

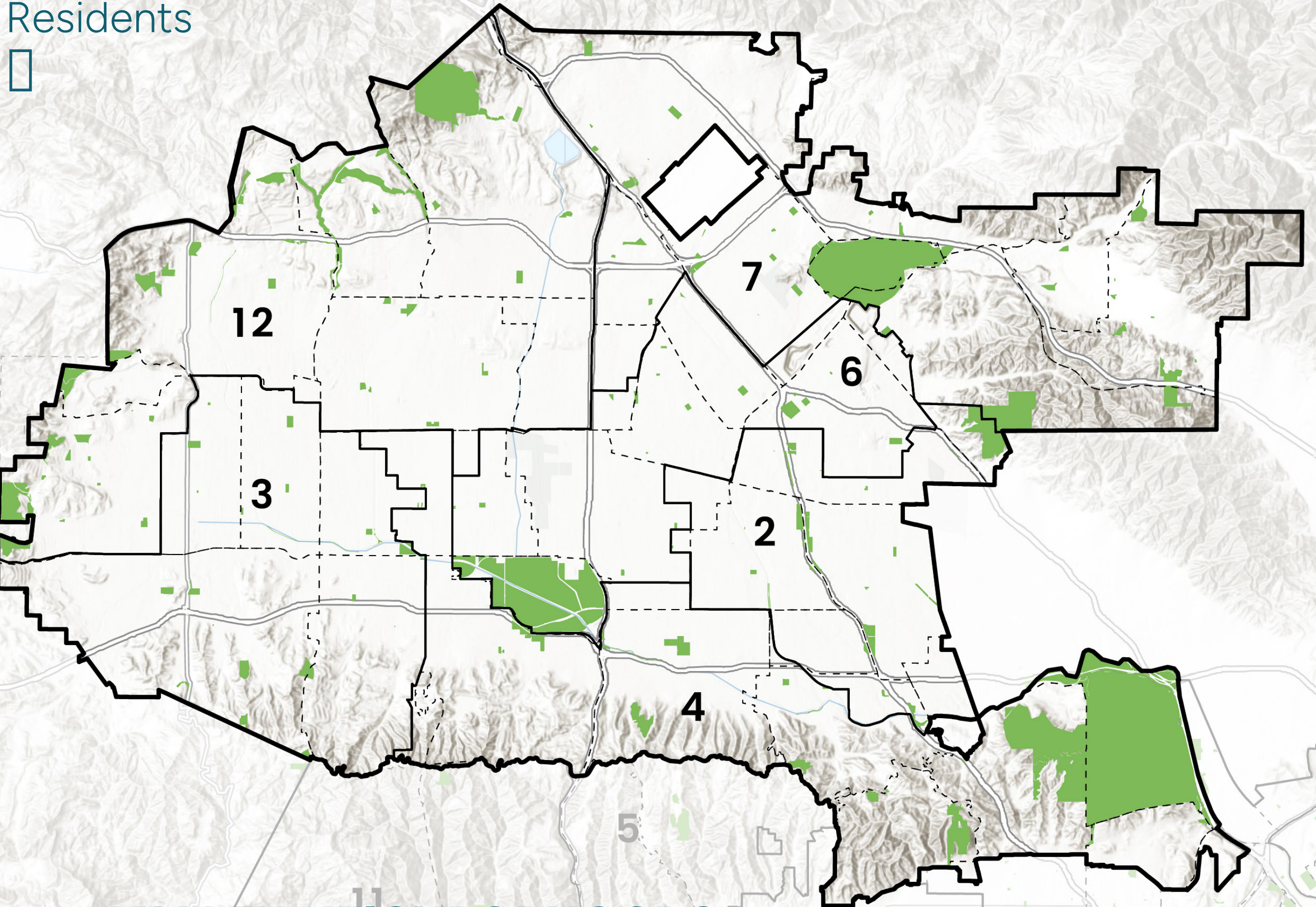
### MOST IMPORTANT INDOOR FACILITIES

- #1 Walking/jogging track
- #2 Exercise and fitness equipment
- #3 Swimming Pool

### MOST IMPORTANT PROGRAMS

- #1 Special events/festivals
- #2 Fitness/wellness programs
- #3 Seniors (age 50 and over)

1,536,275 Residents



## VALLEY NEIGHBORHOODS BY COUNCIL DISTRICTS

COUNCIL DISTRICT 2	COUNCIL DISTRICT 6
<ul style="list-style-type: none"><li>• North Hollywood</li><li>• Studio City</li><li>• Sun Valley</li></ul>	<ul style="list-style-type: none"><li>• Van Nuys</li><li>• Arleta</li><li>• Lake Balboa</li><li>• Sun Valley</li><li>• Panorama City</li><li>• North Hills</li><li>• Sepulveda Basin</li></ul>
COUNCIL DISTRICT 3	COUNCIL DISTRICT 7
<ul style="list-style-type: none"><li>• Canoga Park</li><li>• Reseda</li><li>• Tarzana</li></ul>	<ul style="list-style-type: none"><li>• Sylmar</li><li>• Mission Hills</li><li>• Pacoima</li><li>• Lake View Terrace</li><li>• Winnetka</li><li>• Woodland Hills</li><li>• Sunland-Tujunga</li><li>• North Hills</li><li>• Shadow Hills</li><li>• La Tuna Canyon</li></ul>
COUNCIL DISTRICT 4	COUNCIL DISTRICT 12
<ul style="list-style-type: none"><li>• Encino</li><li>• Sherman Oaks</li><li>• Studio City</li><li>• Laurel Canyon</li></ul>	<ul style="list-style-type: none"><li>• Hollywood</li><li>• Hollywood Hills</li><li>• Los Feliz</li><li>• Griffith Park</li><li>• Chatsworth</li><li>• Granada Hills</li><li>• North Hills</li><li>• Northridge</li><li>• Porter Ranch</li><li>• Reseda</li><li>• West Hills</li></ul>

## EMERGING ISSUES: WHAT WE HEARD

Resilience is also a key theme among all the North districts. Residents depend on parks a key emergency infrastructure - during COVID and during extreme heat advisories.

A main concern in the north is the rapid urbanization of areas that were historically single family.

Population growth is putting a significant amount of pressure on limited park resources.

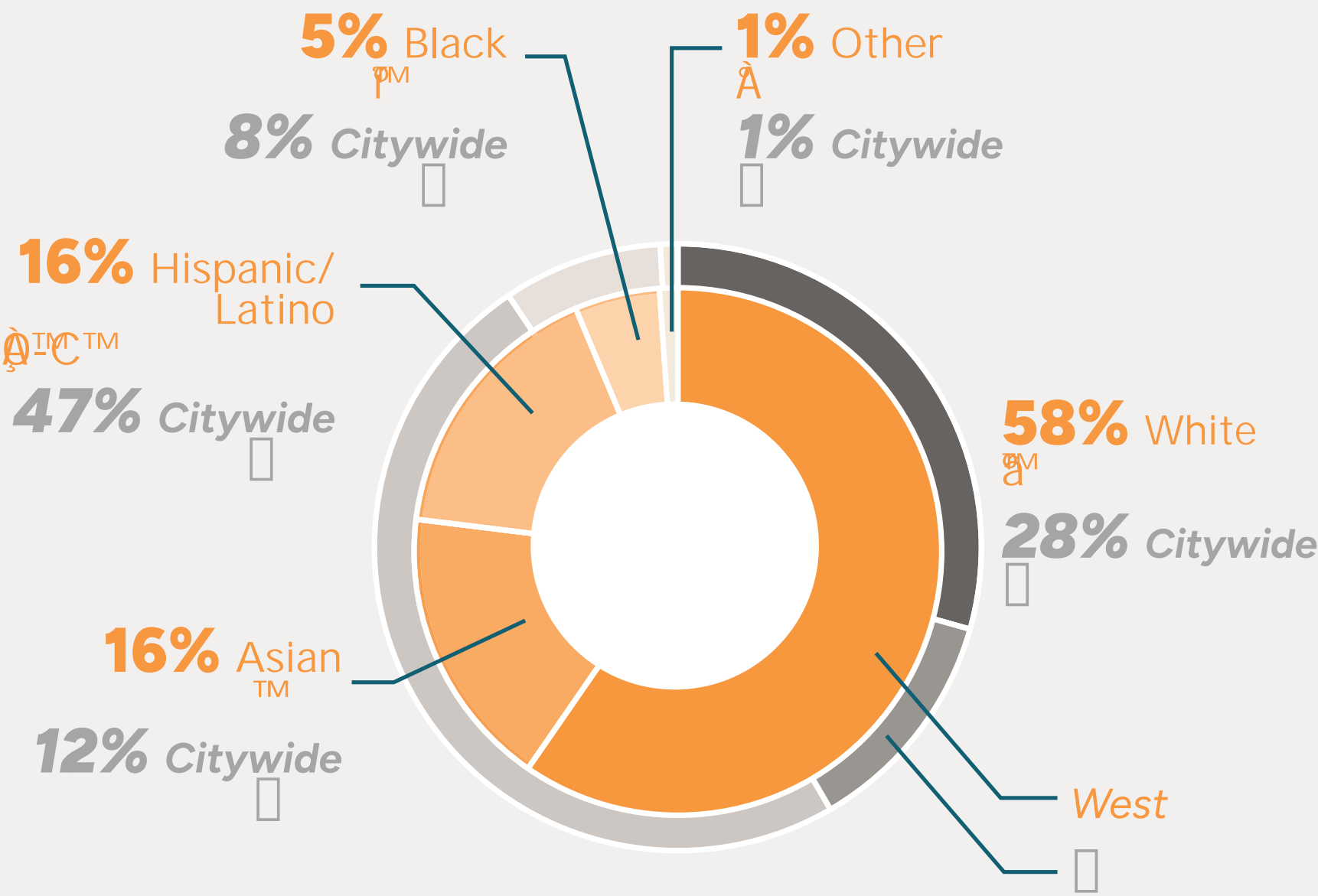
Share what's missing!



# SNAPSHOT: WEST REGION



## DEMOGRAPHICS



\$117,700

Median Household income

\$81,200

Citywide

10%

House hold Income below poverty level

16%

Citywide

39.4

Median age (years)

37.5

Citywide

Top 3 Languages Spoken

English  
Spanish  
Other Indo-European

## EMERGING ISSUES: WHAT WE HEARD

Key comments were that they wish their parks were better staffed for maintenance, for security and also for interpretive opportunities such as rangers providing native plant and ecosystem education.

Residents feel there's need to be more investment into the maintenance and upkeep of the parks through graffiti removal, sidewalk and trail repair, and bathroom cleanliness.

Parks are well used, but they still lack cleanliness, maintenance and safety.

Share what's missing!

## STATISTICALLY VALID SURVEY

### MOST IMPORTANT OUTDOOR FACILITIES

- #1 Unprogrammed green spaces
- #2 Natural areas and wildlife habitats
- #3 Non-paved, multi-use trail

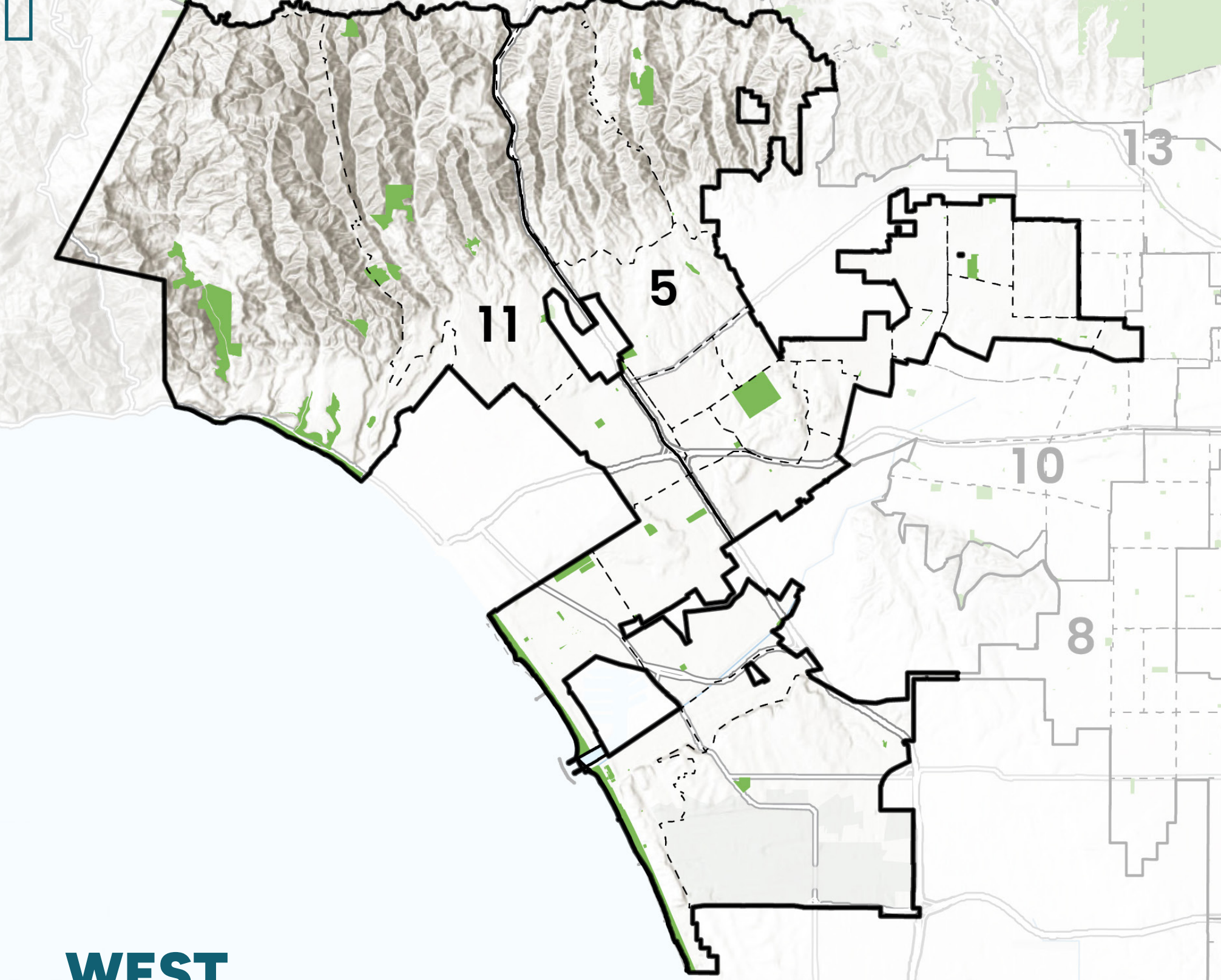
### MOST IMPORTANT INDOOR FACILITIES

- #1 Exercise and fitness equipment
- #2 Swimming Pool
- #3 Weight rooms/gyms

### MOST IMPORTANT PORGRAMS

- #1 Special events/festivals
- #2 Fitness/wellness programs
- #3 Nature experiences or environmental education

513,946 Residents



## WEST NEIGHBORHOODS BY COUNCIL DISTRICTS

COUNCIL DISTRICT 5	
• Bel Air	• Melrose
• Beverly Crest	• Larchmont
• Beverlywood	• Koreatown
• Beverly Grove	• Oak Forest Canyon
• Carthay Circle	• Palms
• Century City	• Pico-Robertson
• Cheviot Hill, Comstock Hills	• Roscomare
• Encino	• Westside Village
• Fairfax	• Westwood
• Hollywood	• Westwood Gardens
COUNCIL DISTRICT 11	
• Brentwood	• Playa del Rey
• Del Rey	• Playa Vista
• Mar Vista	• Venice
• Marina del Rey	• West LA
• Pacific Palisades	• Westchester



# CAPITAL IMPROVEMENT PROJECTS 2000 - 2024



## HOW ARE CAPITAL PROJECTS FUNDED?

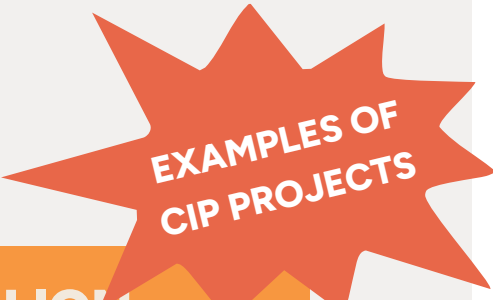
Capital improvement projects are funded through various funding mechanisms:

- Grants
- Quimby
- Prop-K

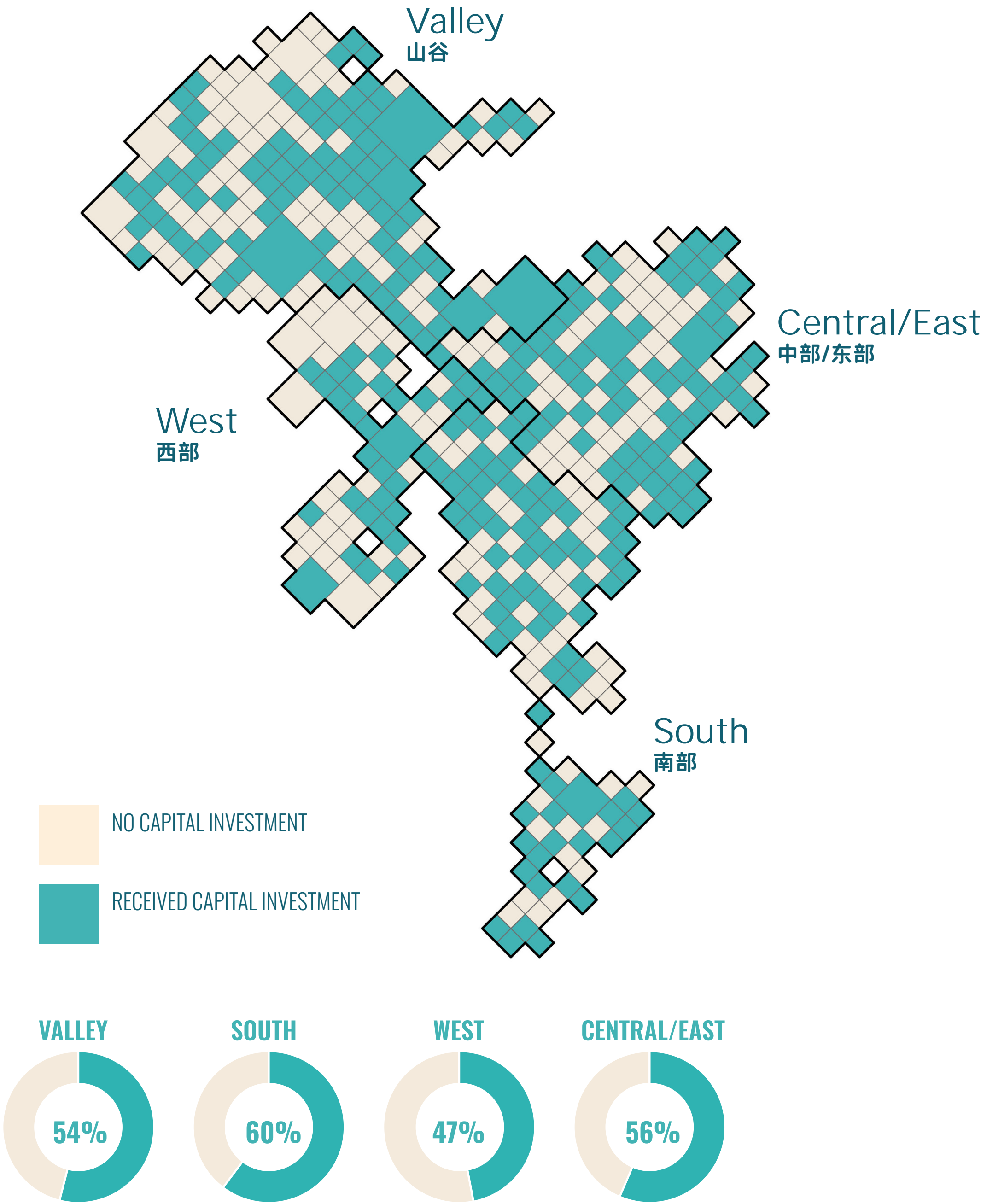


Cc  
7YVW2

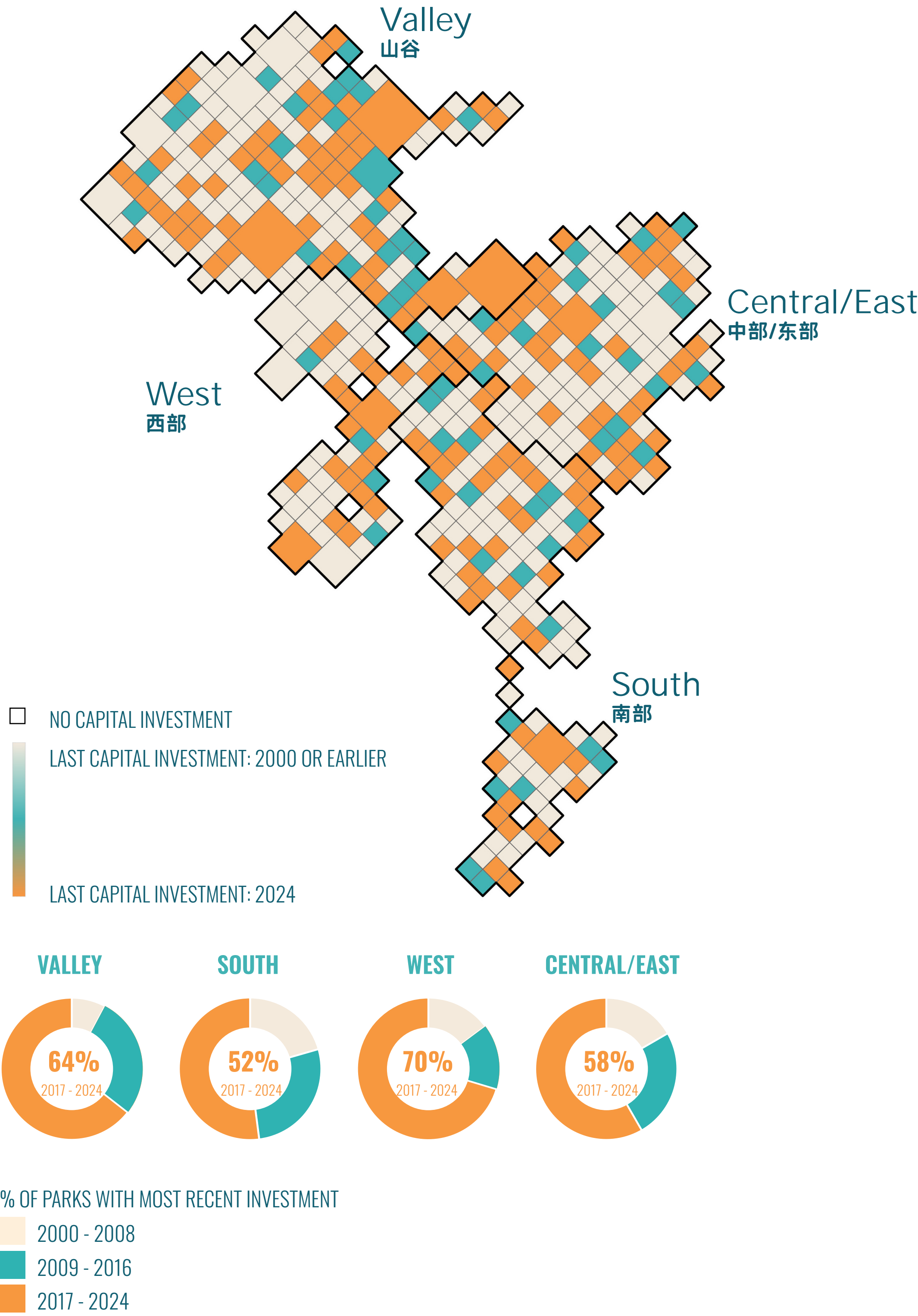
<\$100,000	\$100,000 - \$1 MILLION
<ul style="list-style-type: none"><li>Wabash RC ADA ramp</li><li>Encino Women's Club roof/HVAC work</li><li>Bandini Canyon trail</li><li>David Gonzales RC gym floor improvements</li><li>Pool drain replacements</li><li>Ferraro soccer fields field lights</li></ul>	<ul style="list-style-type: none"><li>Beverly pocket park</li><li>Lincoln Heights Senior Center restroom restoration</li><li>Tierra de la Culebra acquisition</li><li>Algin Sutton pool replacement</li><li>Castle Peak Park playground replacement</li></ul>
\$1 MILLION - \$10 MILLION	> \$10 MILLION
<ul style="list-style-type: none"><li>Venice Beach pier refurbishment</li><li>Encino Park building &amp; outdoor improvements</li><li>Woodland Hills RC ball field improvements</li><li>Algin Sutton RC swimming pool</li><li>Alpine RC expansion</li></ul>	<ul style="list-style-type: none"><li>Griffith Observatory phase 1</li><li>Rancho Cienega RC fitness annex</li><li>Potrero Canyon Park grading</li></ul>



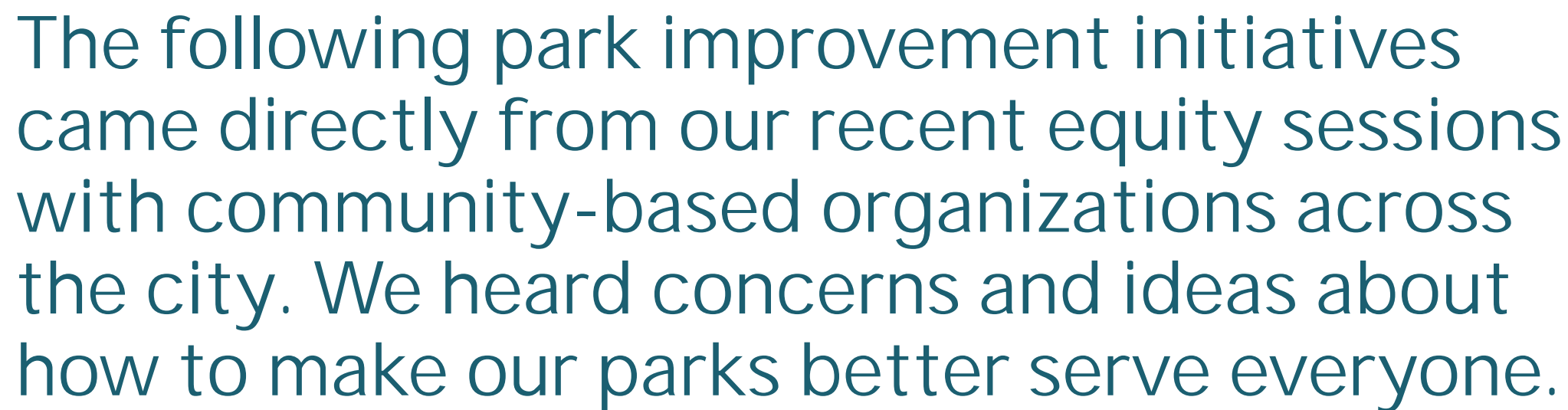
## CAPITAL INVESTMENT BY PARK 园区资本投资



## MOST RECENT CAPITAL INVESTMENTS 最近的资本投资








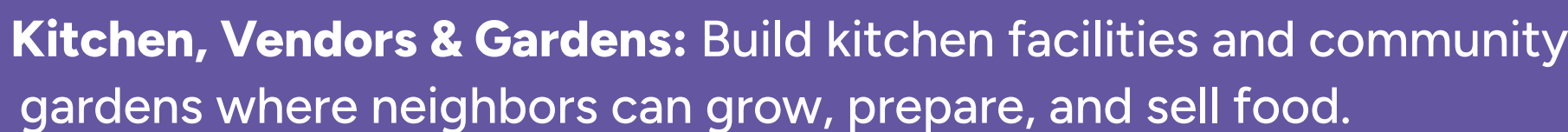
Now we want to understand which improvements matter most in YOUR neighborhood parks.

**If you had \$100,000 to improve your local park, how would you spend it? Place your four dots on the initiatives that matter most to you and your community.**

**Each dot sticker ● represents \$25,000**



**Park Ambassador Program:** Hire and train local residents to provide information and connect park visitors to social services.





# HOW WOULD YOU ADD MORE NATURE AND UNPROGRAMMED GREEN SPACES TO EXISTING PARKS?

66% 100%



Unprogrammed green spaces (1) and natural areas and wildlife habitats (2) were the two most important outdoor facilities identified by survey respondents.

Place dots on the FOUR (4) most important.



Replace Paved Areas with Plantings



Replace underutilized fields or courts with plantings



Replace Parking with Planting



Create More Natural Edges



Introduce Vertical Greening



Create Green Roofs



Daylight Buried Streams  
Removing Concrete Channels



Add Pollinator Gardens

Other

TELL US HERE!



# WHAT SWIMMING POOL ACTIVITIES / FEATURES WOULD YOU BE MOST INTERESTED IN?



Swimming pools were the most important indoor facilities identified by survey respondents.


Place dots on the FOUR (4) most important.



Learn-to-Swim Programs  
1



Recreational Swim / Open Swim  
2



Lap Swimming  
3



Water Aerobics/Aqua Fitness  
4




Adult / Senior Hours  
5



Swim Teams  
6



Adaptive Swim Programs  
7



Water Walking and Deep Water Exercise  
8



Aquatic Fitness Classes  
9



Lifeguard Training and Water Safety Courses  
10

Other  
11

TELL US HERE!



# WHAT TYPES OF FITNESS AND WELLNESS PROGRAMS WOULD YOU BE MOST INTERESTED IN?

qhWoAo



Fitness and wellness programs were the most important programs identified by survey respondents.

Place dots on the FOUR (4) most important.



Group Fitness Classes



Yoga and Tai Chi



Walking or Running Clubs



Senior Fitness Programs



Outdoor Adventure Programs



Youth Sports and Fitness



Mindfulness and Meditation Sessions



Personal Training



Health and Wellness Screenings



Nutrition Workshops and Cooking Demonstrations



Free Weights



Other





# WHAT TYPES OF SPECIAL EVENTS/FESTIVALS WOULD YOU BE MOST INTERESTED IN?

qhW:WQ



Special events and festivals were the second most important programs identified by survey respondents.

Gpi3A/QrcA6

Place dots on the FOUR (4) most important. 6.1.1.6



Outdoor Movies



Concert Series and Music Festivals



Arts and Crafts Fairs and Markets



Health and Wellness Expos



Cultural Festivals



Farmers Markets



Seasonal and Holiday Celebrations



Exhibitions



Beer Gardens



Runs, Walks, Races



Family-Friendly Events



Sports Tournaments



Environmental Awareness / Bioblitzes

Other

