



**TREASURER**  
Erica Vilardi-Espinosa

**VICE PRESIDENT**  
Celine Vacher - Communications

**PRESIDENT**  
Misty LeGrande

**VICE PRESIDENT**  
Amanda Blide - Administration

**SECRETARY**  
Meggan Ellingboe

## MEMO

**To:** Jimmy Kim and The LA Park Needs Assessment - Steering Committee

**From:** Los Feliz Neighborhood Council

**Date:** May 20, 2025

**RE:** Report for the Park Needs Assessment

**Attachments:** [Los Feliz Neighborhood Council Recreation Survey](#)

---

Three phrases that describe park status in Los Feliz. 1) Potential to creatively use and improve upon existing space and potential to diverse RAP programming; 2) Parks and rec space are vital to Los Feliz's community character; 3) Budgets and bureaucracy make for confusion over knowing what improvements or innovations are possible or what is happening.

The Los Feliz Neighborhood Council (LFNC) has long advocated for further development or reimaged use for existing park space and facilities, particularly for the southern portion of Griffith Park in order to better facilitate the current and modern needs of residents as noted in our [2019 resolution](#) and through previous LFNC members's advocacy. The initial Pandemic timeframe further exacerbated a need for better utilization and reimagination of space in our community.

As a way to gather insight for the Park Needs Assessment, the offices of Council District 4 and Council District 13, and a master plan for south Griffith Park, the LFNC conducted a survey of over 240 residents throughout from the fall of January 2024 through August of 2024 to demonstrate common usage areas, what is needed and missing, and what is desired. It is thrilled that the survey was taken by people from ages 18-82.

### Key Findings Include:

- Griffith Park is the top recreation area with 93.1% used by respondents. Barnsdall Park is second (49.8%), and the LA River Path is third (42.4%).

- Social connection is the top driver of park use with 81.2% saying they use our parks for getting together with friends and/or family. Other drivers for why people use park spaces include adult recreation activities, attending events/performances, meeting up with clubs or groups and youth activities.
- 76.3% of all respondents list hiking as their top adult recreational activity, followed by walking (72.2%), yoga (47.3%), swimming (37.6%), and attending City-sponsored events (35.5%).
- Swimming, and the reopening of the Griffith Park pool, was a popular answer for many survey questions: it was the top youth activity, the number four adult activity, the most requested programming and the top activity folks would actively participate in if a facility was open.
- Behind swimming, the second most requested activity/infrastructure was access to a track with multiple residents mentioning they no longer had access to the one at John Marshall High School.
- People want flat spaces to walk, run and ride their bikes. The top two answers for "Which one of these would you like to see in Los Feliz?" were bike paths and open hours at the Rowena Reservoir, closely followed by a Recreation-Community Center. More pocket parks and sports-specific fields rounded out the top five responses here.
- Pickleball, ***but not at the expense of losing existing tennis courts***, and rollerskating had strong support across multiple questions with top 5 showings for both desired infrastructure and programming.
  - The confusion over who runs Tennis programs and the difficulty to procure tennis reservations remains a running frustration for residents.
- A lack of program or space was a top reason why people do not participate in youth or adult activities (46.9%)

The LFNC Recreation Survey reflects what has been shared by from residents over the years regarding desires for a community center that serves all ages and generations, a pool that is up to modern day standards and meets regulation competition standards, programming for recreation activities beyond hiking, and a desired space south of Griffith park for playtime or walking.

**The following priorities are opportunities future park planning begins:**

- **A community center to accommodate all generations.** The Griffith Park Adult

Community Center is still housed in decades old temporary trailers. Additionally, a lack of programming is cited as a top reason for why people do not participate in youth or adult activities. The nearest recreation centers in Atwater Village or Silver Lake are at capacity. Most respondents said they'd advocate for a community center that would provide organized programming for classes from arts, yoga to sports. A community center for all ages would be the most sensible solution towards increasing access to activities and building community.

- **The City and the Los Angeles United School District (LAUSD) *MUST* come together and figure out an ease of regulations around joint-use agreements** to accommodate meeting spaces for community organizations such as Neighborhood Councils and for community education courses (which could be a revenue stream), make accessible playgrounds or play courts for local families, etc. Los Feliz is home to four LAUSD schools within walking distance to respective residents. Making these spaces accessible for recreation needs outside of school hours is one common sense solution to the promise of the 2016 Parks Needs Assessment goal of people living within a 10 minute walk of a park.
- **An assessment of the current state of the pedestrian bridge between south Griffith Park and the LA River path** because it feels like an unsteady structure. Furthermore, there needs to be some lighting inside the bridge that connects the LA River path from the North Atwater Bridge into Griffith Park. These areas need to be cleaned up. The survey indicates that the LA River Path is a top recreational area in Los Feliz; access and safety to Griffith Park from there must be improved. Furthermore, awareness and improved signage that people can access the park from the LA River should be improved and encouraged.
- **A plan and action to re-open the pool as quickly as possible.** While this is a multi-year process and funds are under way, the community would like to see that a pool is open before the 2028 Olympics, especially given how many times swimming was mentioned.
  - Noting: a pool and access is a [public health need](#) as temperatures continue to rise and access to lessons are extremely important to combat drownings.
- **Plans for infrastructure that accommodate a track, court sports,** or other flat areas. Hiking and the hilly topography of the neighborhood and in Griffith Park

north of Los Feliz Blvd may not be an accessible active recreation activity for all residents and alternative spaces are needed.

- **A consideration to revitalize and/or incorporate the use of space near or next to the William Mulholland Memorial Fountain area.** This land is also a part of Griffith Park and currently not in good use of space.

#### **Other Insights:**

- A fun notable result is that a majority of respondents are pet owners. While most take their pets on walks around the neighborhood, many also still travel by car to walk their pets.
- Additionally, most respondents reside in homes of two or more people and desire third spaces.
- Fire roads leading up to the Griffith Park observatory continue to be full of potholes and unsafe for cyclists.

#### **CONCLUSION:**

Attached is the [summary of the survey](#). Hopefully, this survey is helpful in initial meetings with design consultants for this plan and future plans. While Los Feliz is home to a handful of notable celebrity homes,, the many working adults, families and aging adults are the majority of its population. They desire a quality of life and a sense of community that is enhanced through access to parks and facilities.

Improved recreation spaces will enhance a quality of life and will also bring people together. Bringing neighbors together will help fight the [loneliness epidemic](#) which is cited by the former U.S. Surgeon General as a growing concern.

The Los Feliz Neighborhood Council is able to host outreach events or convene feedback groups or surveys, etc., and looks forward to being an active partner in future recreation and park planning.

By:

Meggan Ellingboe  
Recreation Representative  
Recreation Committee, Los Feliz Neighborhood Council

cc:

Luera, M (Recreation and Parks) [meghan.luera@lacity.org](mailto:meghan.luera@lacity.org)  
Henson, J (The Olin Studio) Jessica Henson [jhenson@theolinstudio.com](mailto:jhenson@theolinstudio.com)

Kim, Jimmy (General Manager of Recreation and Parks) [jimmy.kim@lacity.org](mailto:jimmy.kim@lacity.org)  
Council District 4  
Council District 13

# LOS FELIZ RECREATION

## 2024 SURVEY SUMMARY & KEY POINTS

Prepared by the Los Feliz Neighborhood Council Recreation Committee  
January 2024 - August 2024

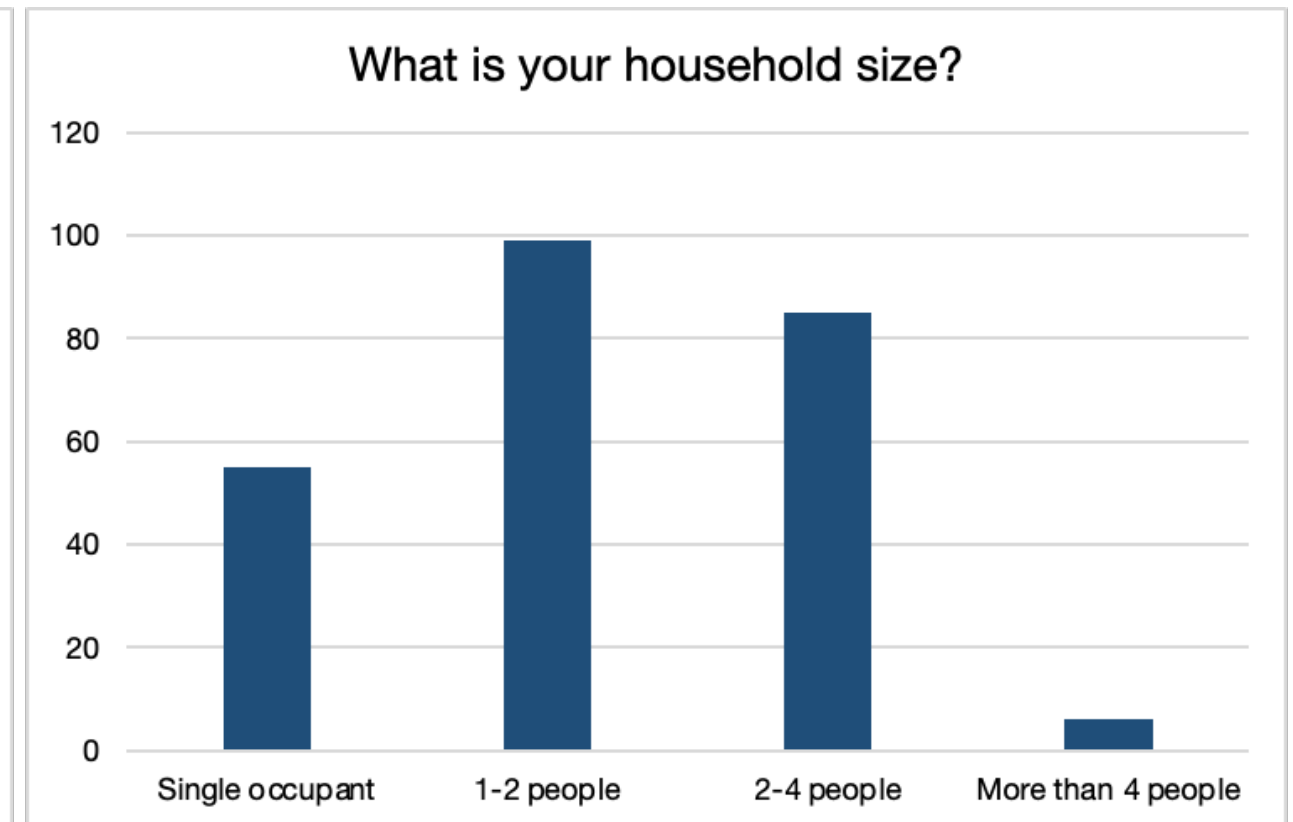
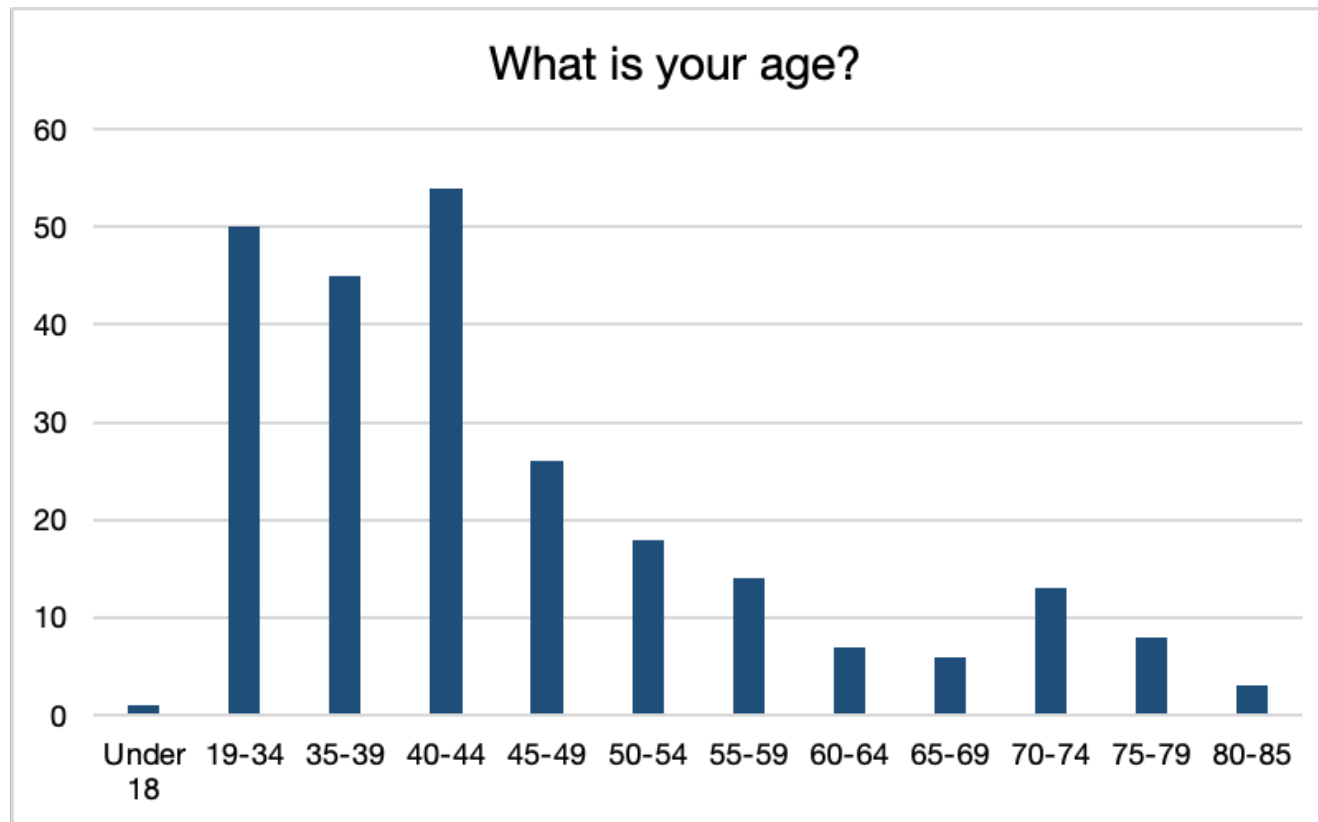
# LOS FELIZ RECREATION SURVEY SUMMARY

Total Survey Respondents: 245

Survey Timeframe: January-August 2024

- Griffith Park is the top recreation area with 93.1% used by respondents. Barnsdall Park is second (49.8%), and the LA River Path is third (42.4%).
- Social connection is the top driver of park use with 81.2% saying they use our parks for getting together with friends and/or family. Other drivers for why people use park spaces include adult recreation activities, attending events/performances, meeting up with clubs or groups and youth activities.
- 76.3% of all respondents list hiking as their top adult recreational activity, followed by walking (72.2%), yoga (47.3%), swimming (37.6%), and attending City-sponsored events (35.5%).
- Swimming, and the reopening of the Griffith Park pool, was a popular answer for many survey questions: it was the top youth activity, the number four adult activity, the most requested programming and the top activity folks would actively participate in if a facility was open.
- Behind swimming, the second most requested activity/infrastructure was access to a track with multiple residents mentioning they no longer had access to the one at John Marshall High School.
- People want flat spaces to walk, run and ride their bikes. The top two answers for "Which one of these would you like to see in Los Feliz?" were bike paths and open hours at the Rowena Reservoir, closely followed by a Recreation-Community Center. More pocket parks and sports-specific fields rounded out the top five responses here.
- Pickleball and rollerskating had strong support across multiple questions with top 5 showings for both desired infrastructure and programming.
- A lack of program or space was a top reason why people do not participate in youth or adult activities (46.9%)

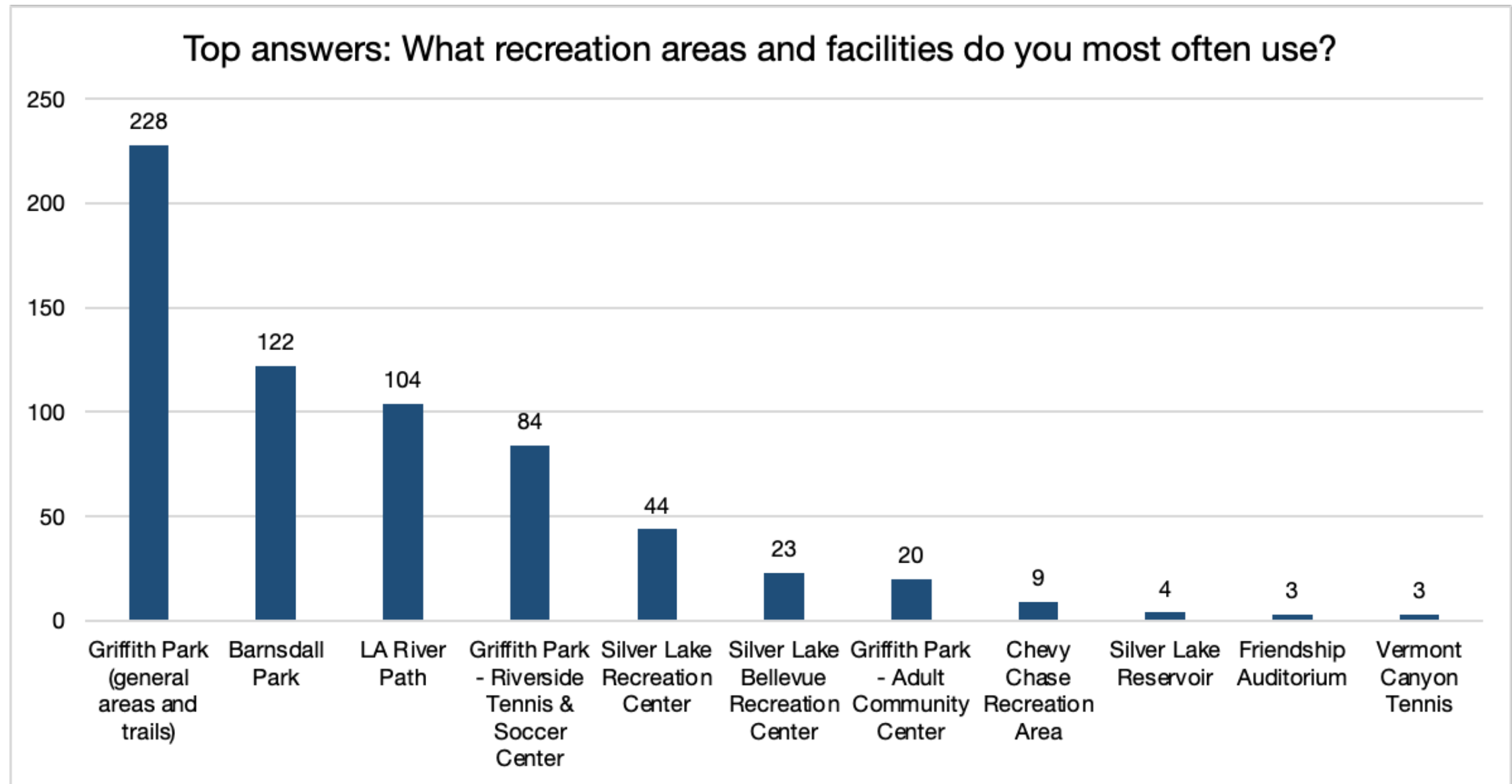
## LOS FELIZ RECREATION SURVEY: Age Ranges and Household Size



- The vast majority (71.4%) of recreation users are between the ages of 19-49 years old.
- Of the survey respondents (75.1%) represent households of 1-4 people, with 40.4% of households containing 1-2 people, and 34.7% containing 2-4 people.

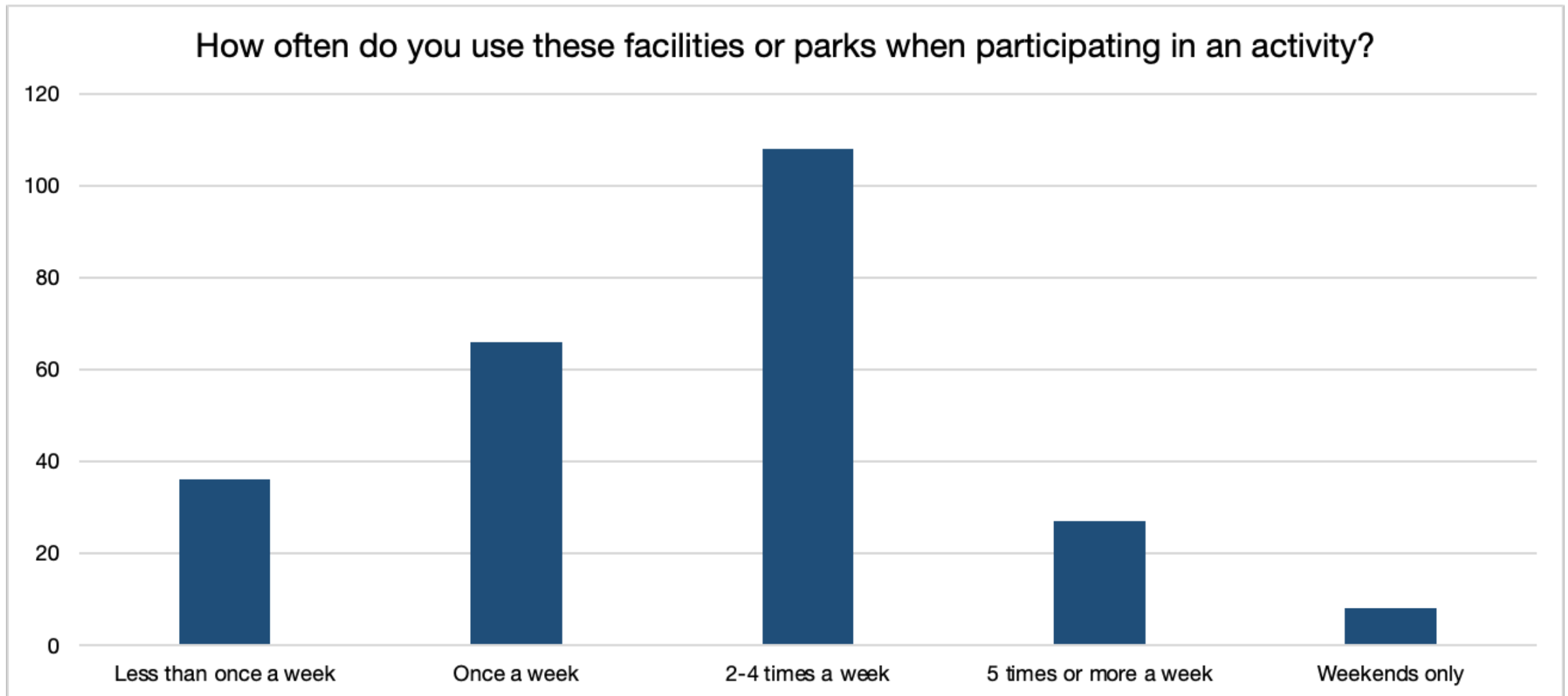


## LOS FELIZ RECREATION SURVEY: Areas & Facilities Used Most Often



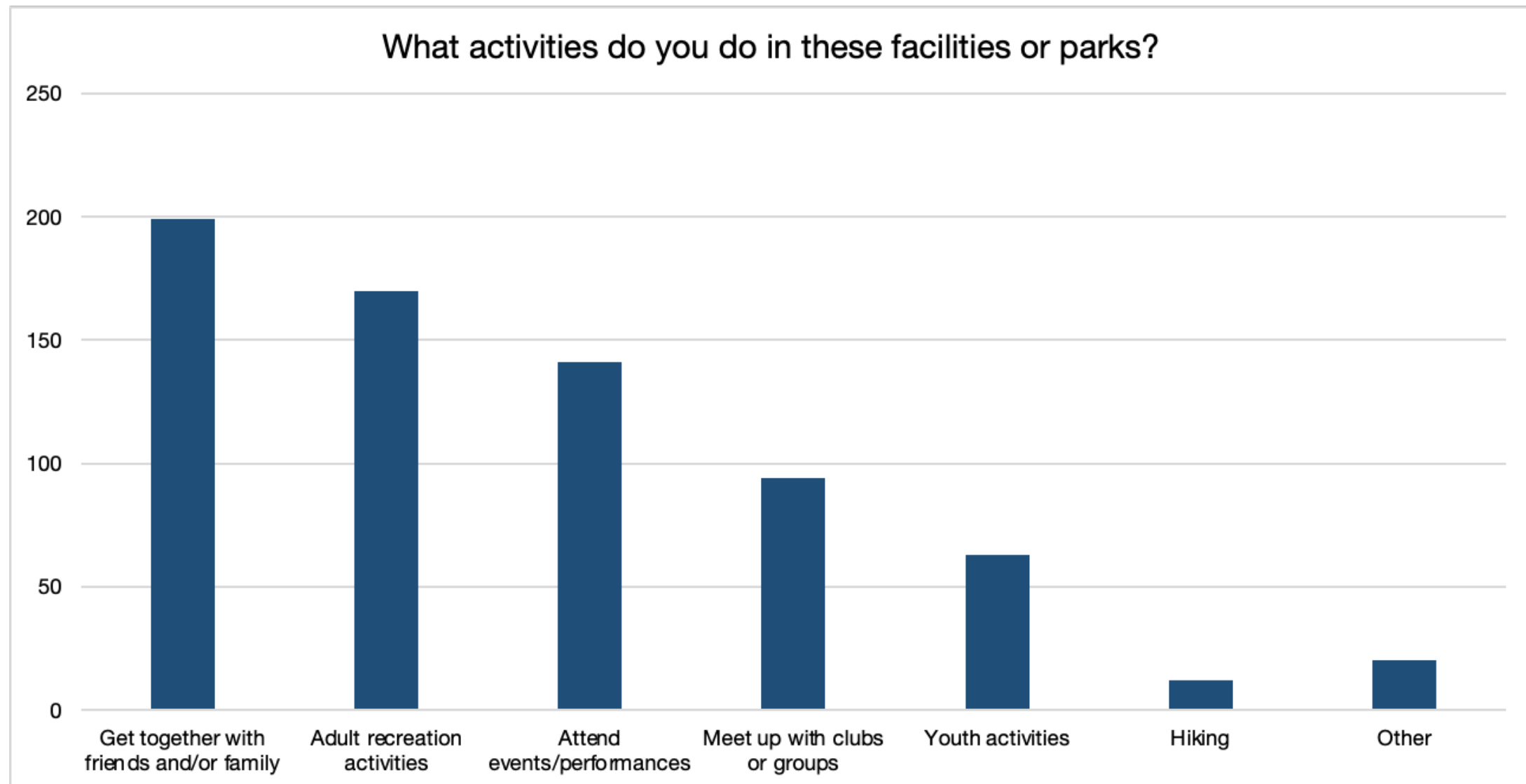
- Griffith Park is the top recreation area by a long shot with 93.1% of respondents naming it as a frequented facility.
- Barnsdall Park was second with 49.8% of respondents and the LA River Path at 42.4%.

## LOS FELIZ RECREATION SURVEY: Facilities & Parks Usage Frequency



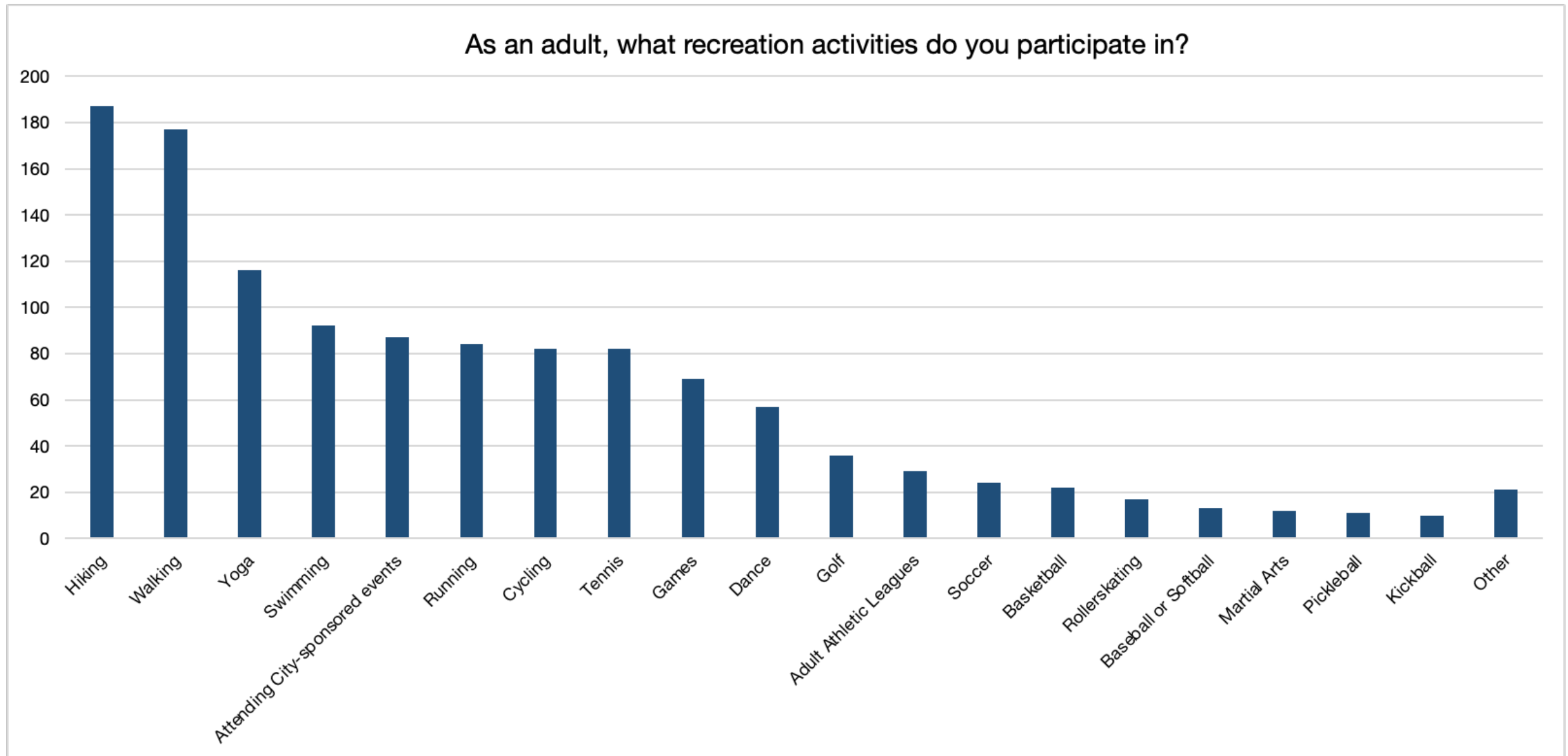
- 44.1% of respondents stated they frequented the park or utilized its facilities 2-4 times a week, with the vast majority (82%) using it 1-5 times, or more, weekly.

## LOS FELIZ RECREATION SURVEY: Top Activities in the Facilities & Parks



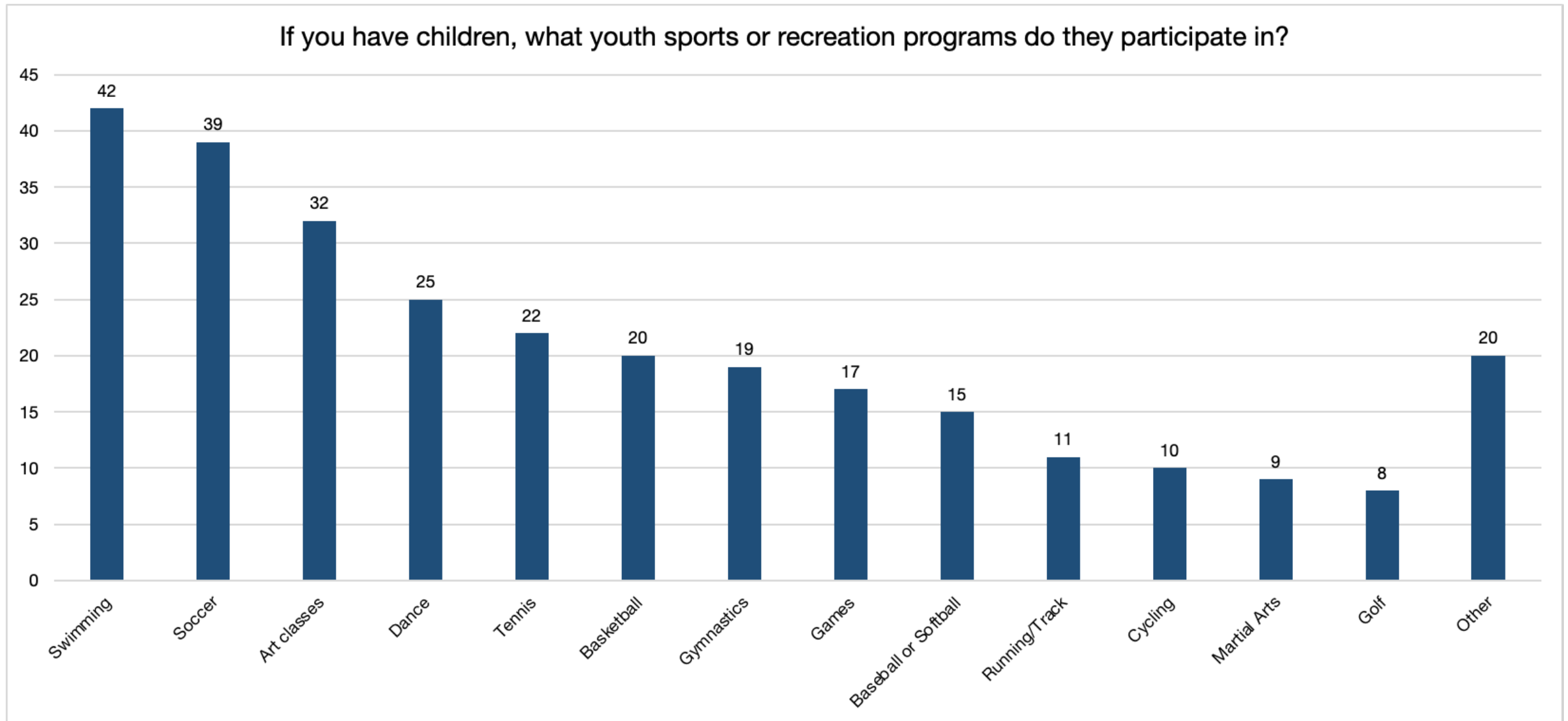
- Social connection was a top driver for park use with 81.2% saying they use our parks for getting together with friends and/or family.
- Other top answers include adult recreation activities, attending events/performances, meeting up with clubs or groups and youth activities.

# LOS FELIZ RECREATION SURVEY: Adult Activities in the Facilities & Parks



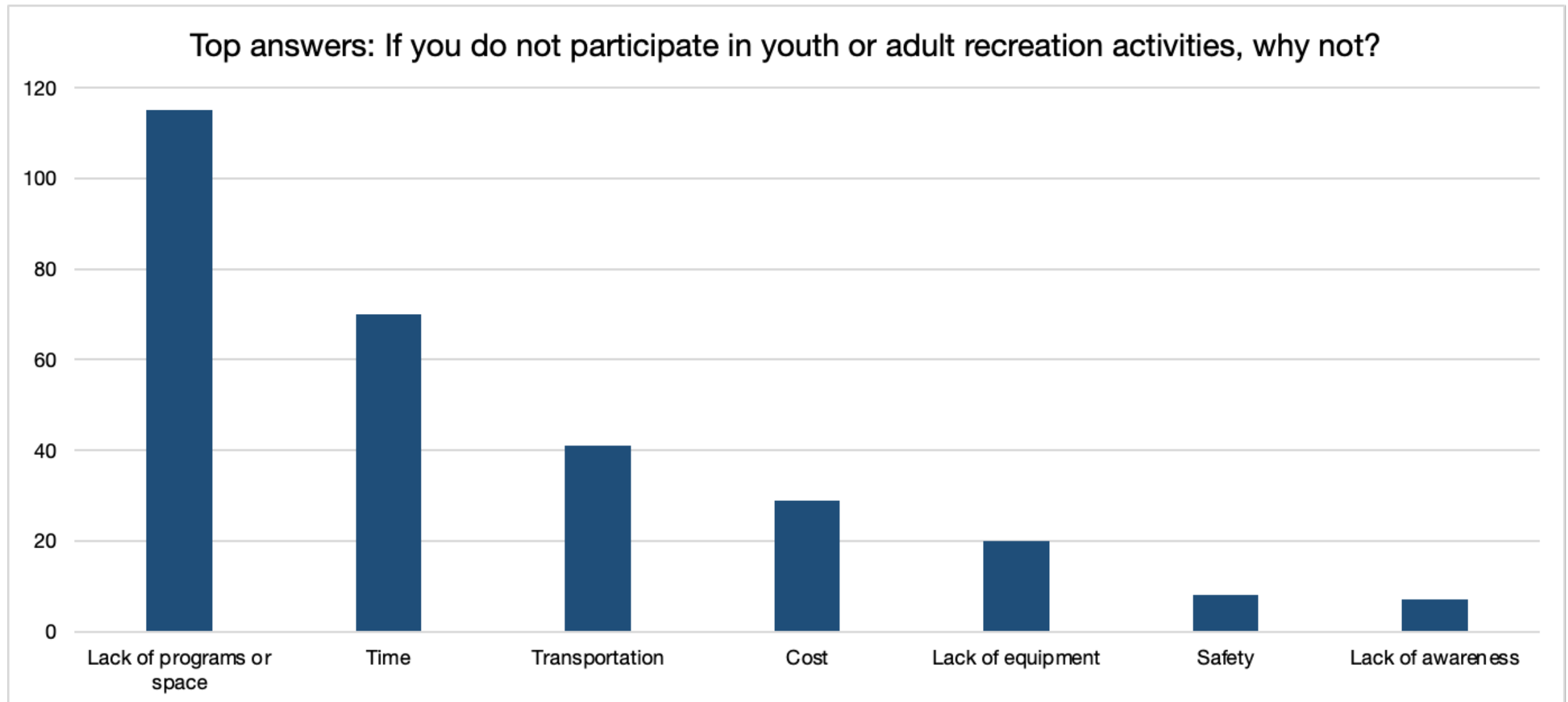
- Hiking is king in Los Feliz, with 76.3% of all respondents listing it as their top adult recreational activity.
- Walking (72.2%), yoga (47.3%), swimming (37.6%) and attending city-sponsored events (35.5%) round out the top 5.

## LOS FELIZ RECREATION SURVEY: Youth Activities in the Facilities & Parks



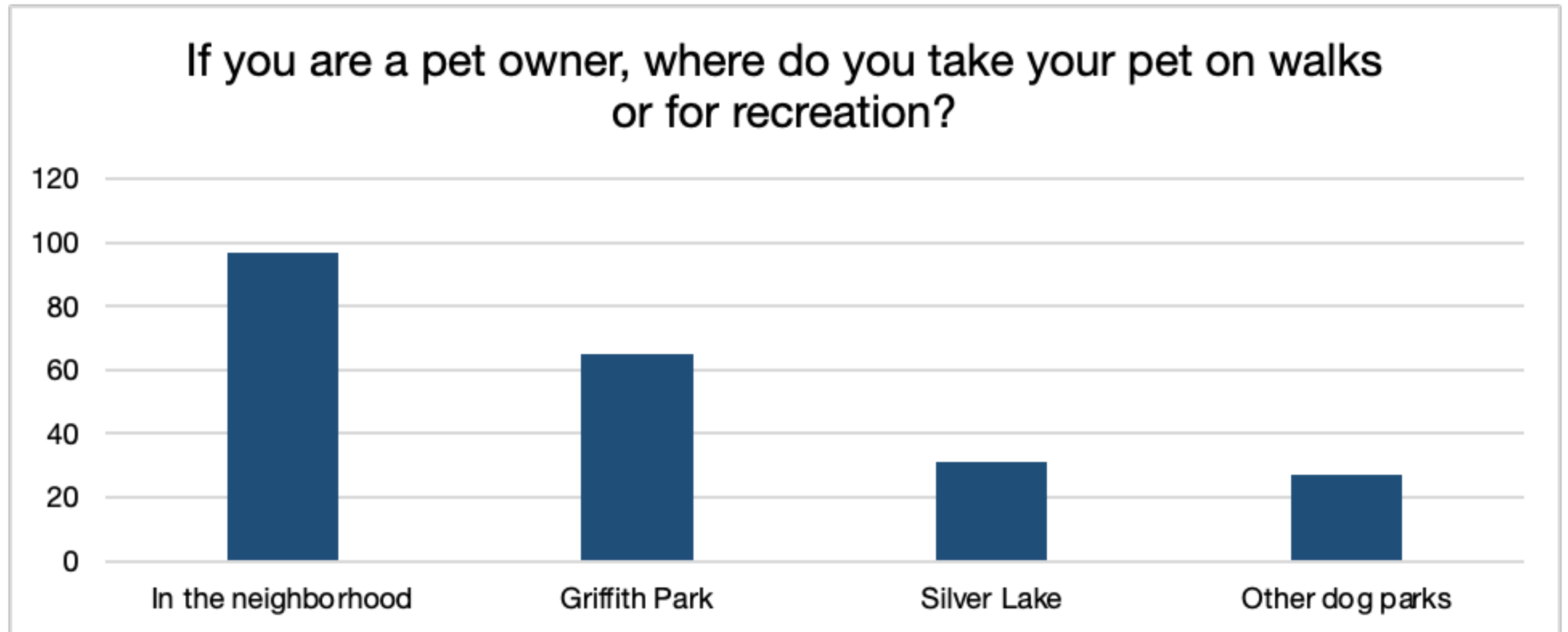
- For youth users, Swimming ranks as their top recreational activity at 17.1%, followed by Soccer (15.9%) and Art Classes (13.1%).
- Other top youth activities with active participation include Dance, Tennis, Basketball & Gymnastics.

## LOS FELIZ RECREATION SURVEY: Reasons for Lack of Participation



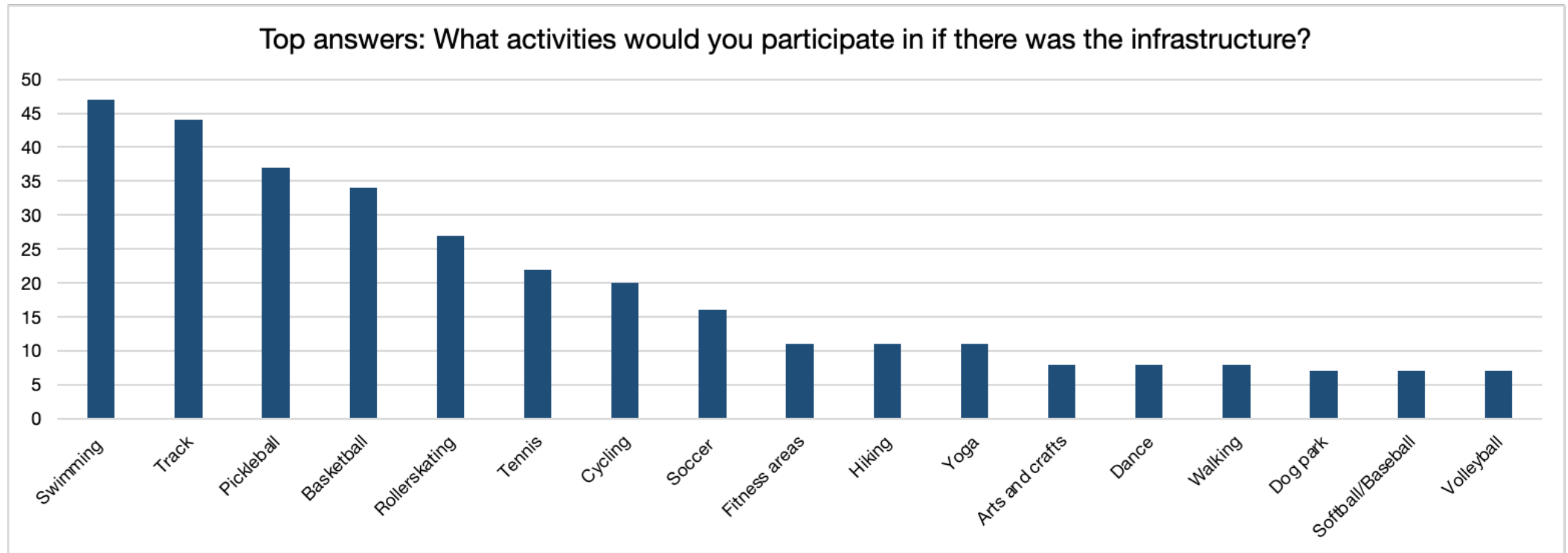
- Almost half of all respondents 46.9% cited “Lack of Programs or Space” as their top reason for not participating in recreational activities in the park.
- Time (28.6%) and Transportation (16.7%) rounded out the top 3 as other reasons for lack of participation.

## LOS FELIZ RECREATION SURVEY: Pet Owners



- 44.1% of Pet Owners are more likely to utilize the neighborhood for walks or recreation.
- Griffith Park (29.5%) and Silverlake (14.1%) were listed as additional locations for pets.

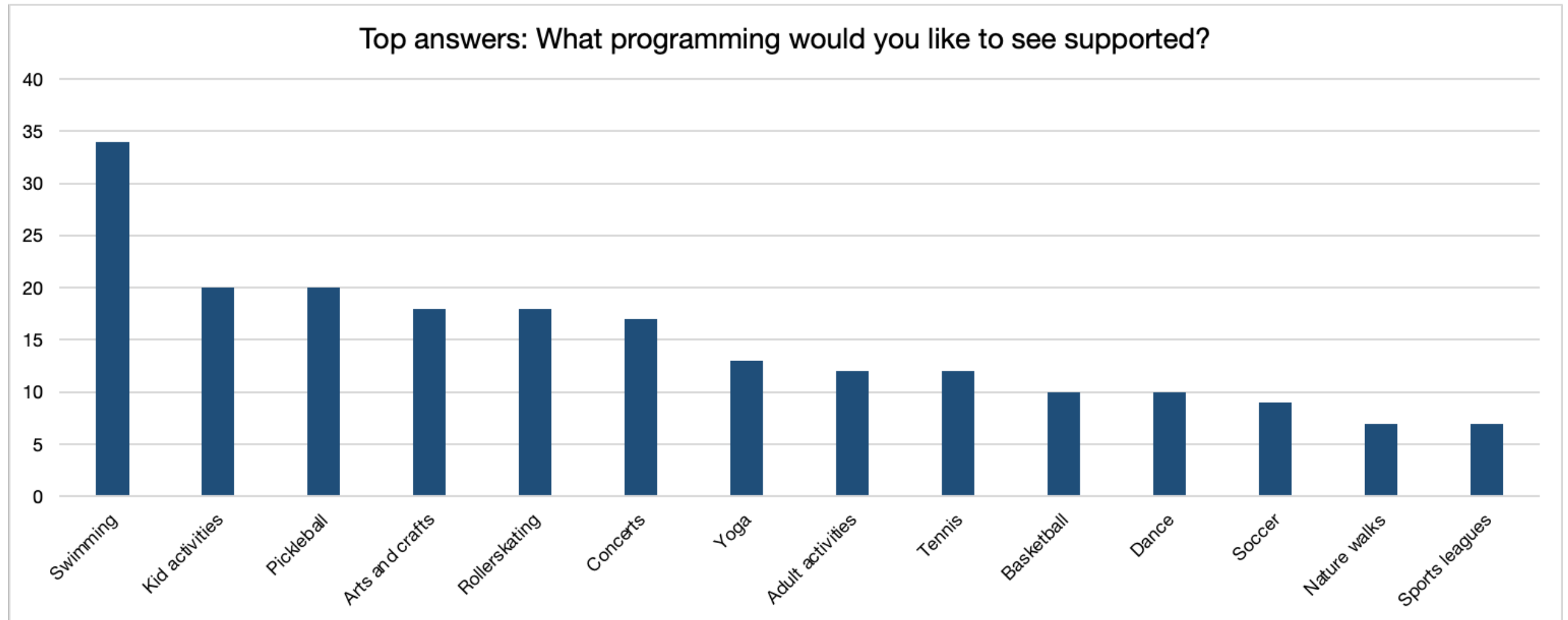
## LOS FELIZ RECREATION SURVEY: Activity Participation if Provided Infrastructure



- Swimming was the No. 1 requested activity that people would participate in, if the infrastructure was provided.
- Behind swimming, the No. 2 most requested activity/infrastructure was access to a track with multiple residents mentioning they no longer had access to the one at John Marshall High School.
- Other top activities that would see active participation given the infrastructure include: Pickleball, Basketball and Rollerskating.

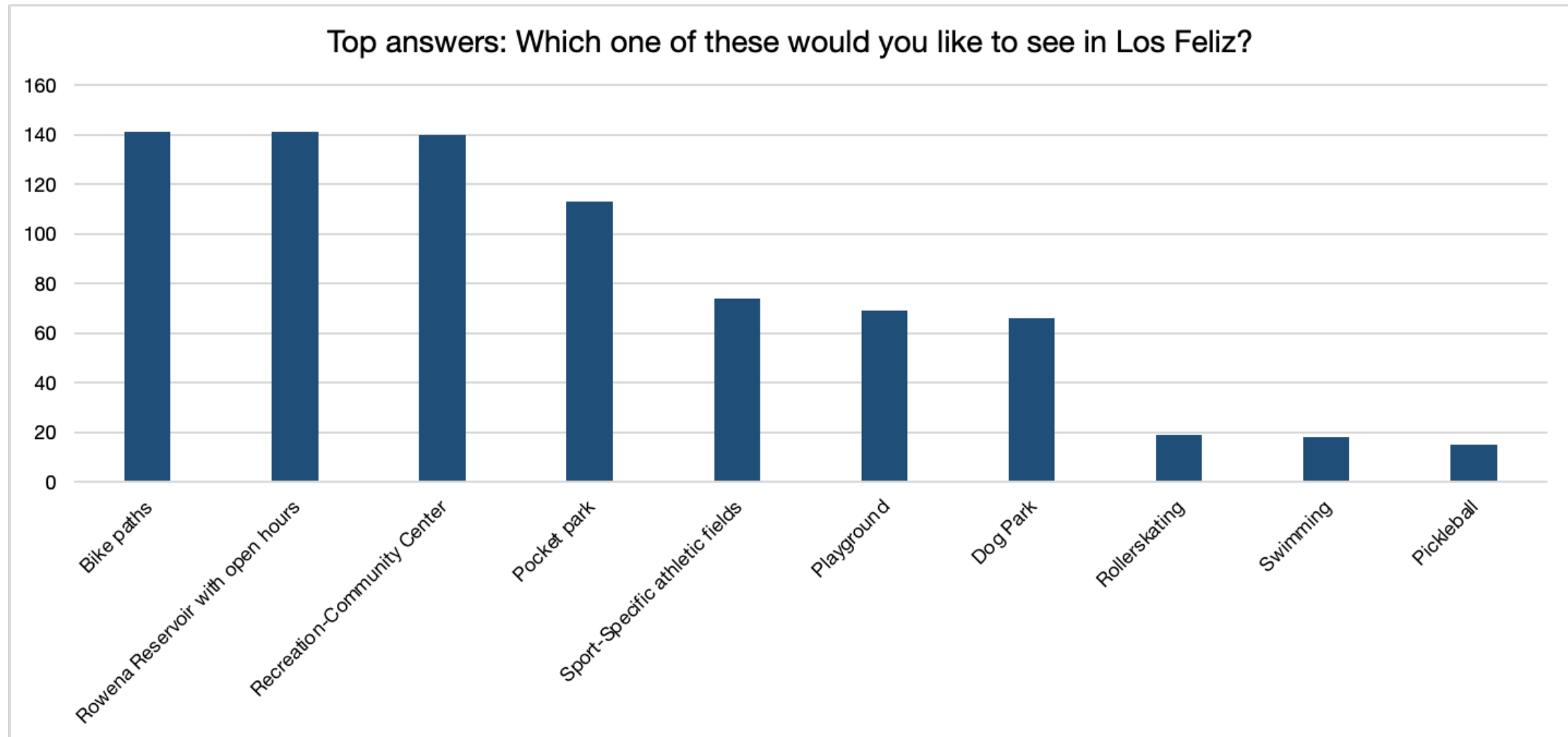


## LOS FELIZ RECREATION SURVEY: Programming Support



- Swimming was again the most requested program to be supported, followed by Kid Activities, Pickleball, Arts & Crafts and Rollerskating.
- Additional programming support was requested for Concerts & Yoga.

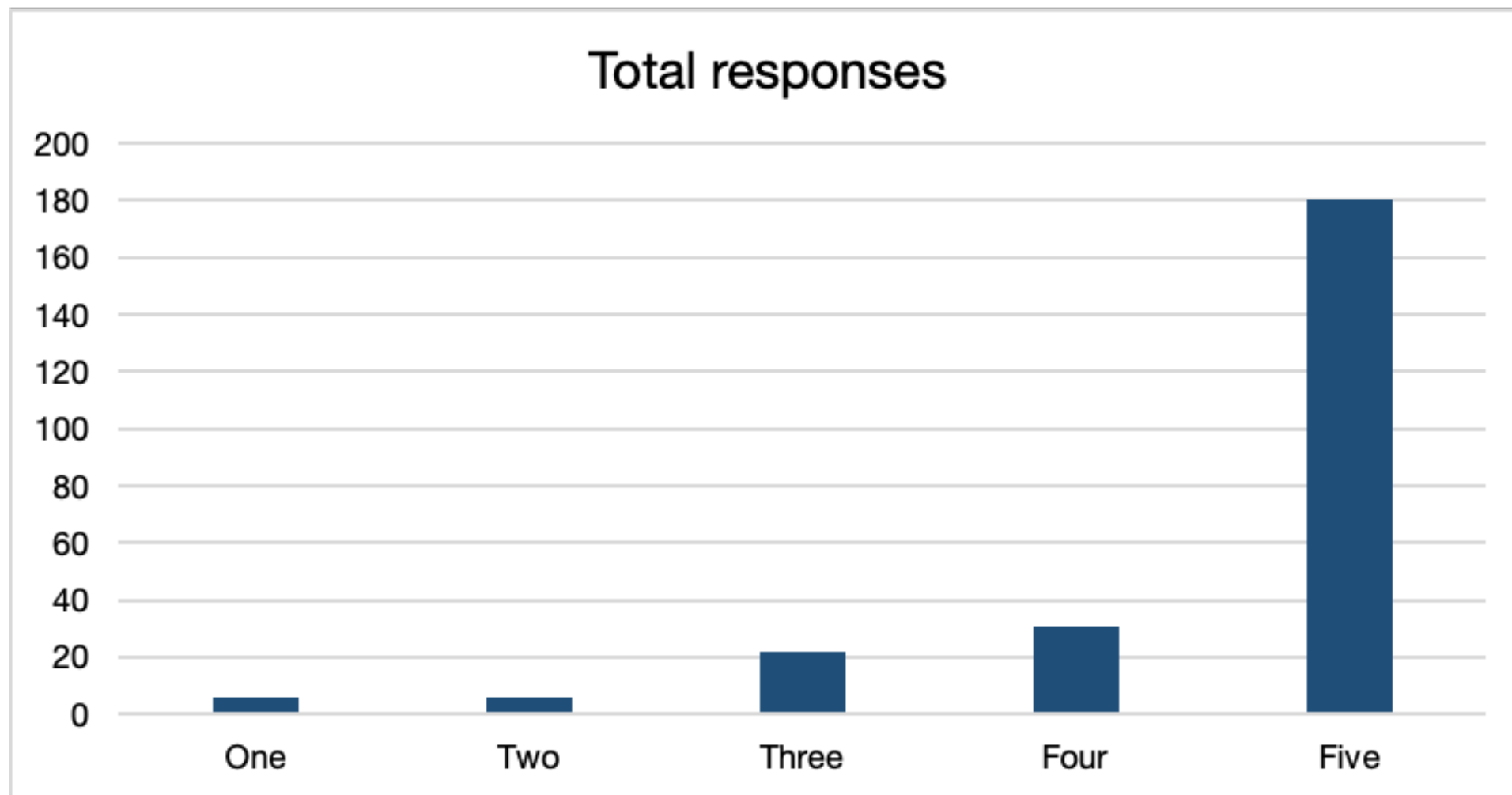
## LOS FELIZ RECREATION SURVEY: Top Recreation Requests



- A three-way tie for the No. 1 most requested recreation item were Bike Paths, Open Hours for the Rowena Reservoir, and a Recreation-Community Center.
- Pocket Parks, Sports-Specific Athletic Fields, Playground and Dog Park were additional top recreation requests.

## LOS FELIZ RECREATION SURVEY: Municipal Recreation Center Advocacy Rating

**Full Question:** Municipal recreation centers in neighborhoods throughout L.A. provide organized activities and classes that include sports to development. How strongly would you advocate for a facility like that in Los Feliz?  
On a scale of 1-5, with 1 not support, to 5 strongly support



- The vast majority of respondents (73.4%) strongly support a municipal recreation center in Los Feliz.